

**U.S. Bureau of Indian Education
Annual School Report Card: Sequoyah High School
School Year 2015-2016**

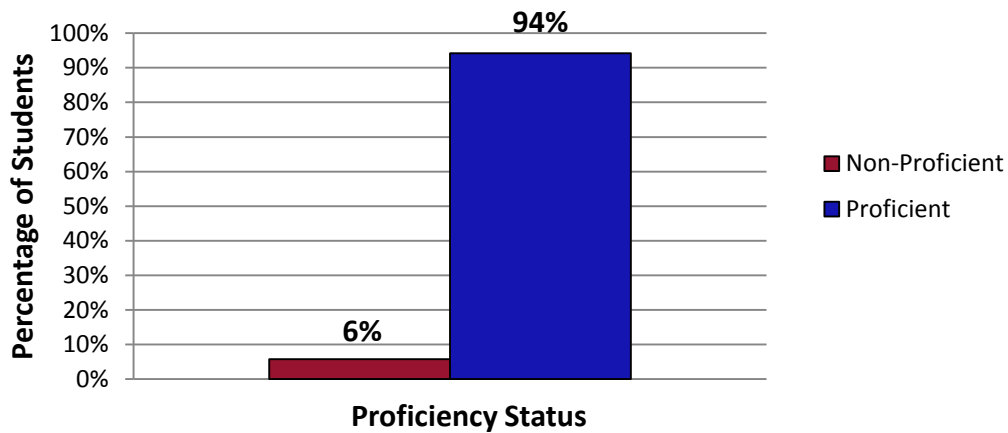
I. Enrollment:

	All Students	Students with Disabilities	English Learners
Female	**	**	**
Male	**	**	**
Total	**	**	**

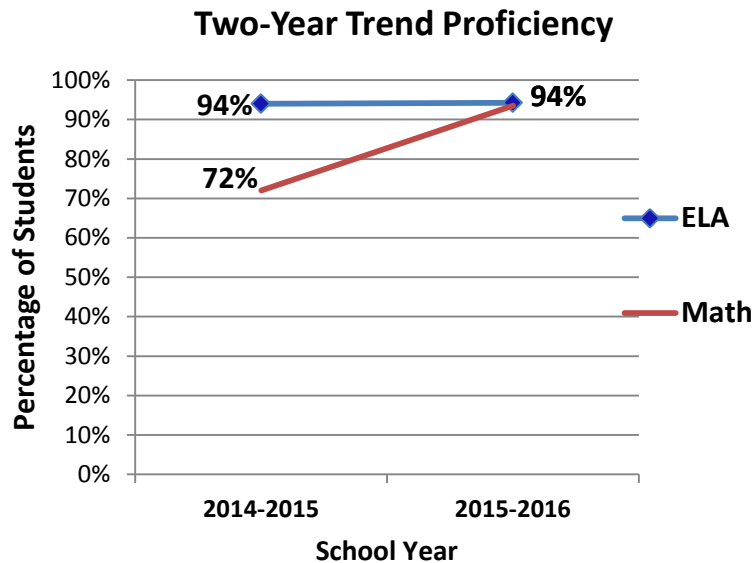
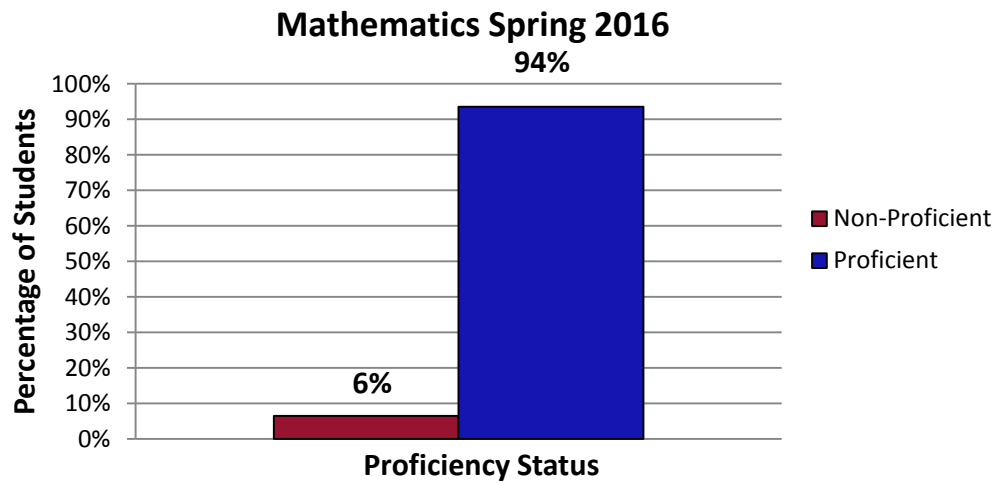
II. Achievement Data:

	English /Language Arts Academic Performance					
	Number of Students Tested	Participation Rate	Unsatisfactory	Limited Knowledge	Proficient	Advanced
All Students	191	100%	2%	4%	71%	23%
Female	105	100%	0%	2%	70%	28%
Male	86	100%	5%	6%	72%	17%
American Indian	191	100%	2%	4%	71%	23%
Students with Disabilities	20	95%	20%	0%	80%	100%
English Learners	**	**	**	**	**	**
Economic Disadvantaged	191	100%	2%	4%	71%	23%

English/Language Arts Spring 2016



Mathematics Academic Performance						
	Number of Students Tested	Participation Rate	Unsatisfactory	Limited Knowledge	Proficient	Advanced
All Students	216	100%	1%	5%	73%	21%
Female	120	100%	0%	5%	69%	26%
Male	96	100%	3%	5%	77%	15%
American Indian	216	100%	1%	5%	73%	21%
Students with Disabilities	21	95%	14%	0%	67%	19%
English Learners	**	**	**	**	**	**
Economic Disadvantaged	216	100%	1%	5%	73%	21%



** ≤ 10 students

Achievement profile represents grades: 9-12

Oklahoma State Assessment: Oklahoma School testing Program (OSTP)

● Tribally Controlled School