

**U.S. Bureau of Indian Education
Annual School Report Card: Jeehdeez'a Elementary School
School Year 2015-2016**

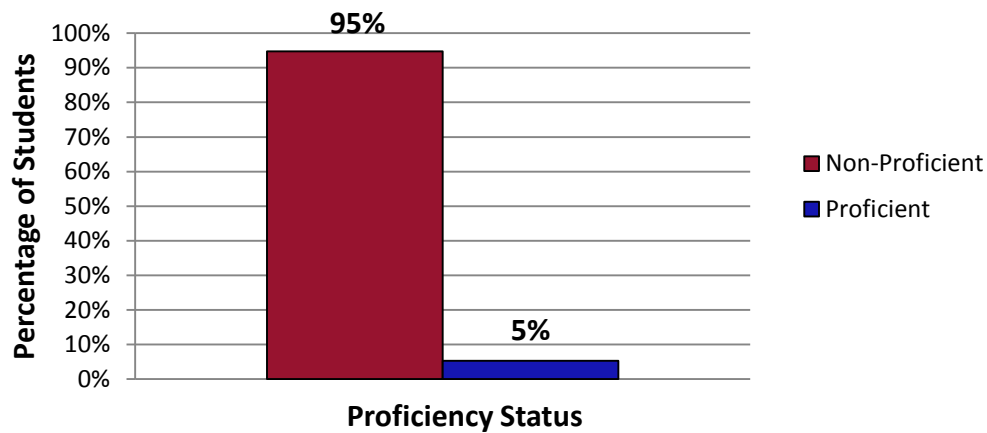
I. Enrollment:

	All Students	Students with Disabilities	English Learners
Female	12	**	**
Male	26	**	16
Total	38	**	25

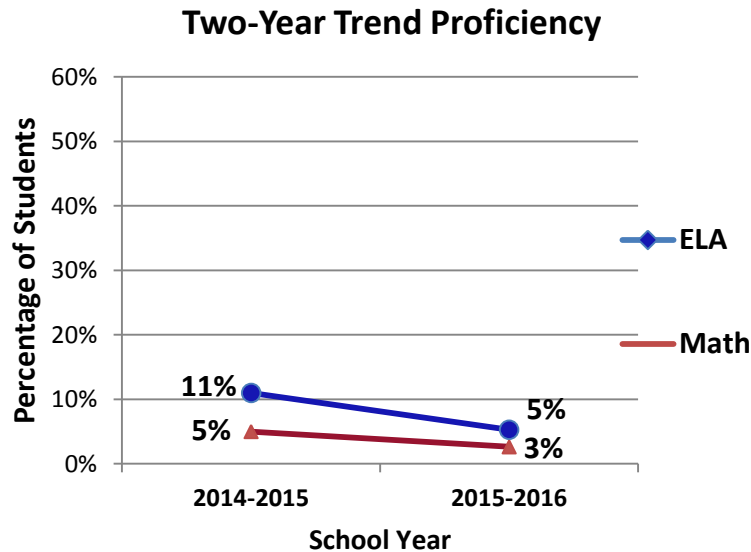
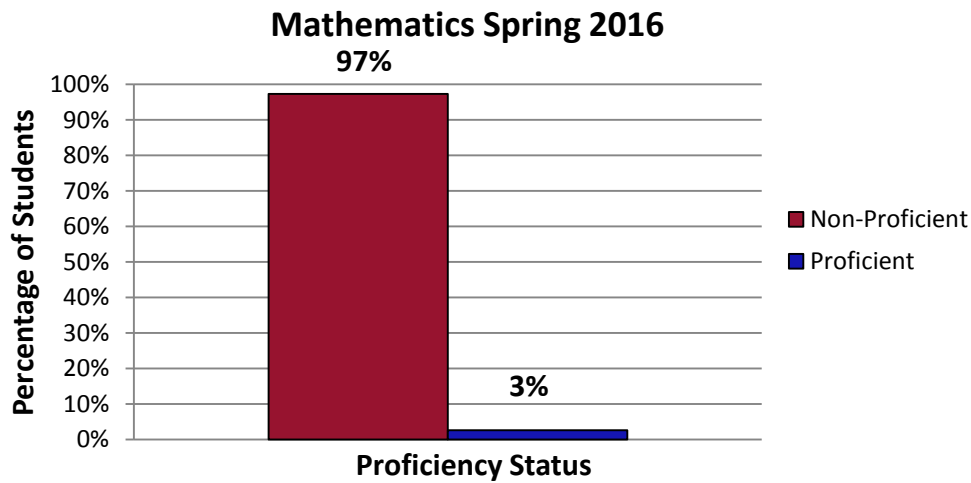
II. Achievement Data:

	English /Language Arts Academic Performance					
	Number of Students Tested	Participation Rate	Did Not Yet Met	Partially Met Expectations	Approaches	Met + Exceeded Expectations
All Students	38	100%	26%	39%	29%	5%
Female	12	100%	25%	50%	25%	0%
Male	26	100%	27%	35%	31%	8%
American Indian	38	100%	26%	39%	29%	5%
Students with Disabilities	**	**	**	**	**	**
English Learners	25	100%	36%	52%	12%	0%
Economic Disadvantaged	38	100%	26%	39%	29%	5%

English/Language Arts Spring 2016



Mathematics Academic Performance						
	Number of Students Tested	Participation Rate	Did Not Yet Met	Partially Met Expectations	Approaches	Met + Exceeded Expectations
All Students	38	100%	37%	39%	21%	3%
Female	12	100%	58%	17%	25%	0%
Male	26	100%	27%	50%	19%	4%
American Indian	38	100%	37%	39%	21%	3%
Students with Disabilities	**	**	**	**	**	**
English Learners	25	100%	52%	36%	12%	0%
Economic Disadvantaged	38	100%	37%	39%	21%	3%



** ≤ 10 students

Achievement profile represents grades: 3-5

Arizona Navajo Assessment = Partnership for Assessment of Readiness for College and Careers (PARCC).

● Bureau Operated School