

**U.S. Bureau of Indian Education  
Annual School Report Card: Baca Dlo'ay Azhi Community School  
School Year 2015-2016**

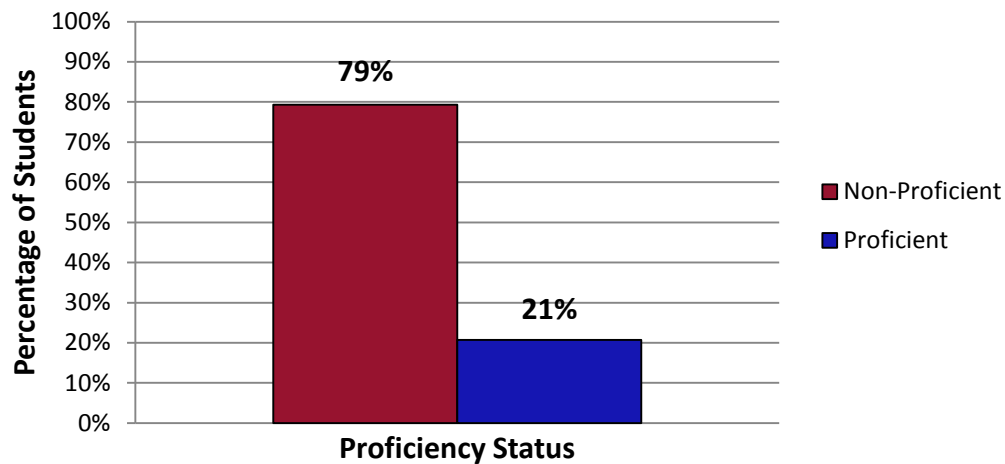
**I. Enrollment:**

	All Students	Students with Disabilities	English Learners
Female	84	**	66
Male	90	19	81
Total	174	26	147

**II. Achievement Data:**

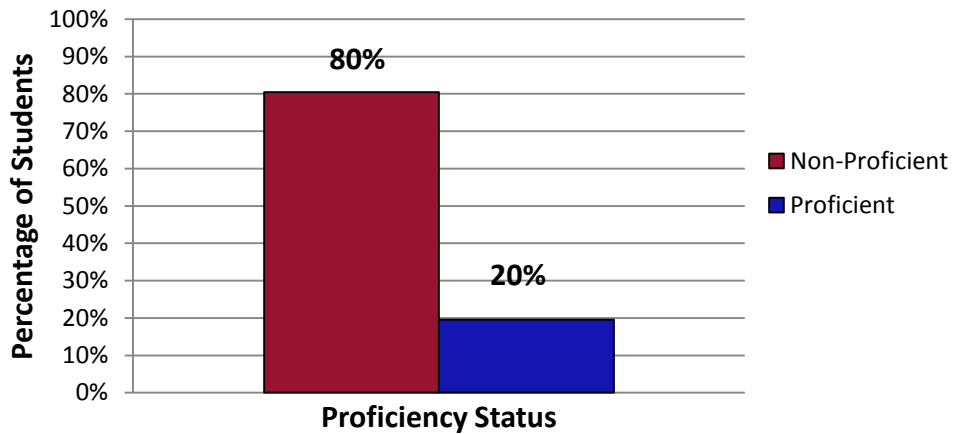
English /Language Arts Academic Performance						
	Number of Students Tested	Participation Rate	Did Not Yet Met	Partially Met Expectations	Approaches	Met + Exceeded Expectations
All Students	174	100%	20%	30%	29%	21%
Female	84	100%	18%	25%	29%	29%
Male	90	100%	21%	36%	30%	13%
American Indian	174	100%	20%	30%	29%	21%
Students with Disabilities	26	100%	65%	27%	8%	0%
English Learners	147	100%	22%	33%	31%	14%
Economic Disadvantaged	174	100%	20%	30%	29%	21%

**English/Language Arts Spring 2016**

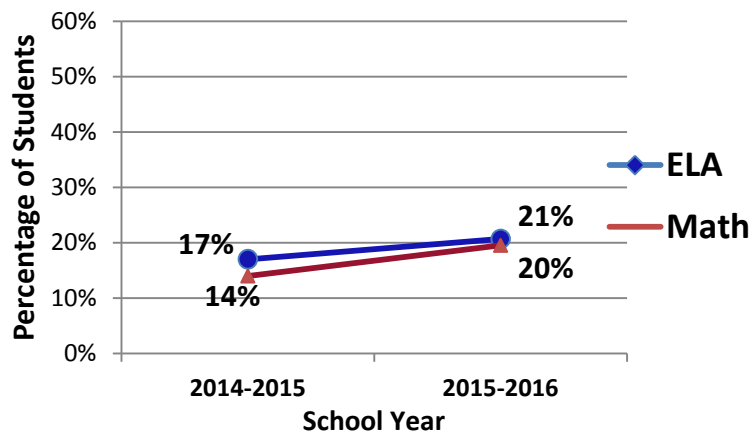


Mathematics Academic Performance						
	Number of Students Tested	Participation Rate	Did Not Yet Met	Partially Met Expectations	Approaches	Met + Exceeded Expectations
All Students	174	100%	14%	30%	36%	20%
Female	84	100%	10%	36%	31%	24%
Male	90	100%	19%	26%	40%	16%
American Indian	174	100%	14%	30%	36%	20%
Students with Disabilities	26	100%	50%	23%	23%	4%
English Learners	147	100%	17%	32%	35%	16%
Economic Disadvantaged	174	100%	14%	30%	36%	20%

### Mathematics Spring 2016



### Two-Year Trend Proficiency



\*\* ≤ 10 students

Achievement profile represents grades: 3-6

New Mexico State Assessment = Partnership for Assessment of Readiness for College and Careers (PARCC).

● Bureau Operated School