

**U.S. Bureau of Indian Education
Annual School Report Card: Twin Buttes Day School
School Year 2015-2016**

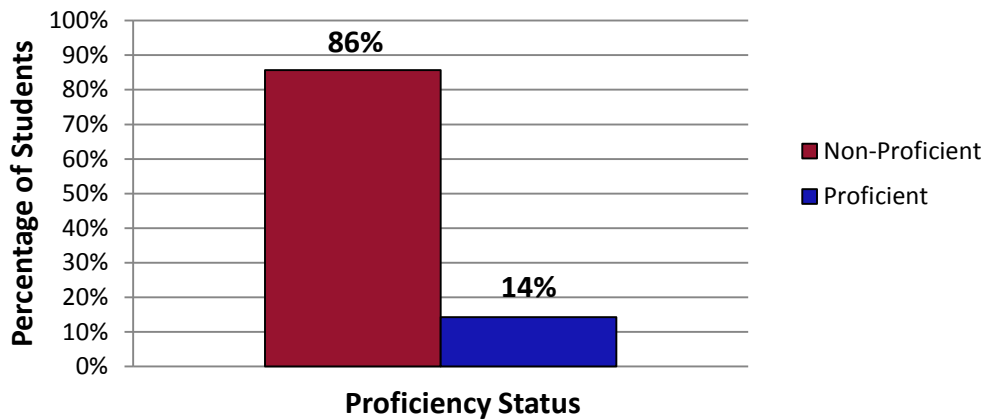
I. Enrollment:

	All Students	Students with Disabilities	English Learners
Female	**	**	**
Male	11	**	**
Total	21	**	**

II. Achievement Data:

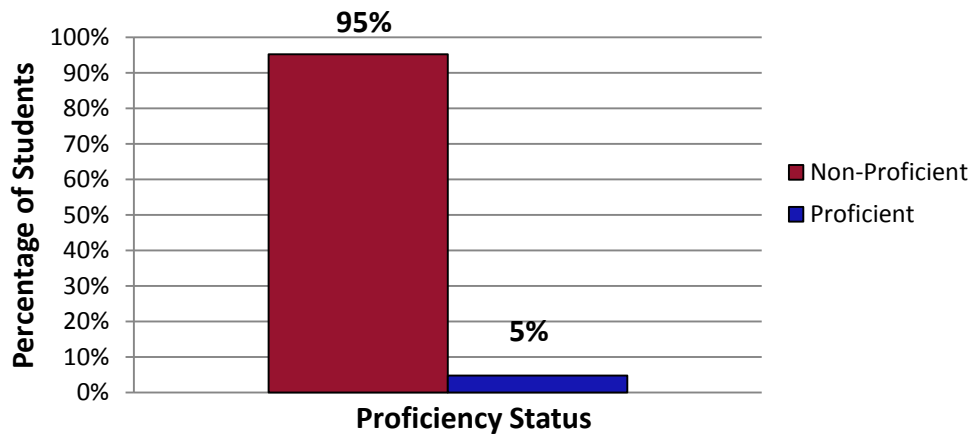
	English /Language Arts Academic Performance					
	Number of Students Tested	Participation Rate	Novice	Partially Proficient	Proficient	Advanced
All Students	21	100%	38%	48%	14%	0%
Female	**	**	**	**	**	**
Male	11	100%	55%	36%	9%	0%
American Indian	21	100%	38%	48%	14%	0%
Students with Disabilities	**	**	**	**	**	**
English Learners	**	**	**	**	**	**
Economic Disadvantaged	21	100%	38%	48%	14%	0%

English/Language Arts Spring 2016

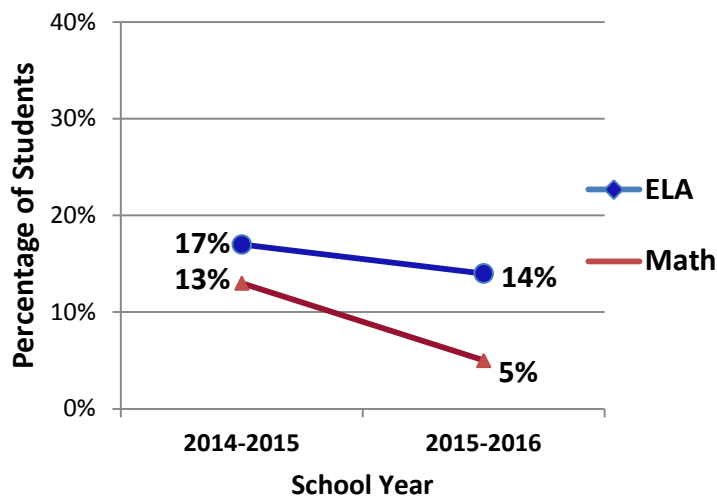


Mathematics Academic Performance						
	Number of Students Tested	Participation Rate	Novice	Partially Proficient	Proficient	Advanced
All Students	21	100%	52%	43%	5%	0%
Female	**	**	**	**	**	**
Male	11	100%	55%	45%	0%	0%
American Indian	21	100%	52%	43%	5%	0%
Students with Disabilities	**	**	**	**	**	**
English Learners	**	**	**	**	**	**
Economic Disadvantaged	21	100%	52%	43%	5%	0%

Mathematics Spring 2016



Two-Year Trend Proficiency



** ≤ 10 students

Achievement profile represents grades: 3-8

North Dakota State Assessment: Smarter Balanced Assessment

© Tribally Controlled School