

**U.S. Bureau of Indian Education  
Annual School Report Card: Ohkay Owingeh Community School  
School Year 2015-2016**

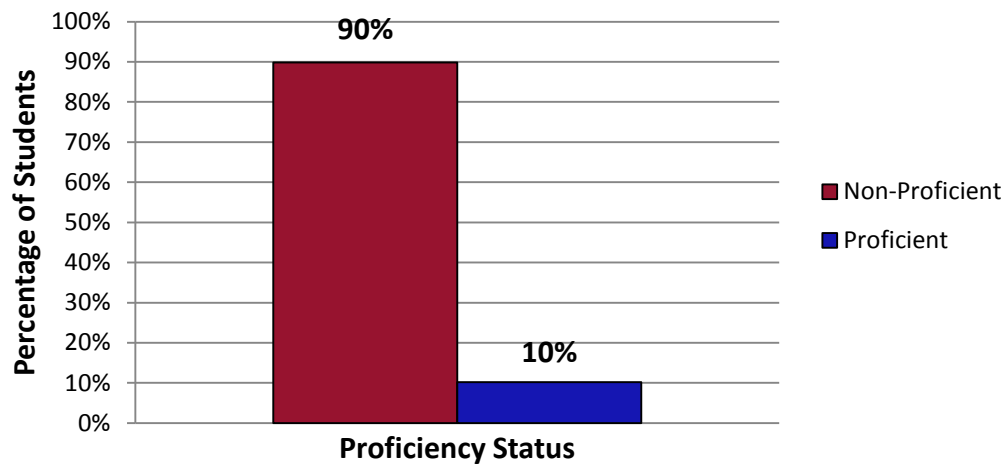
**I. Enrollment:**

	All Students	Students with Disabilities	English Learners
Female	34	**	**
Male	25	**	**
Total	59	**	**

**II. Achievement Data:**

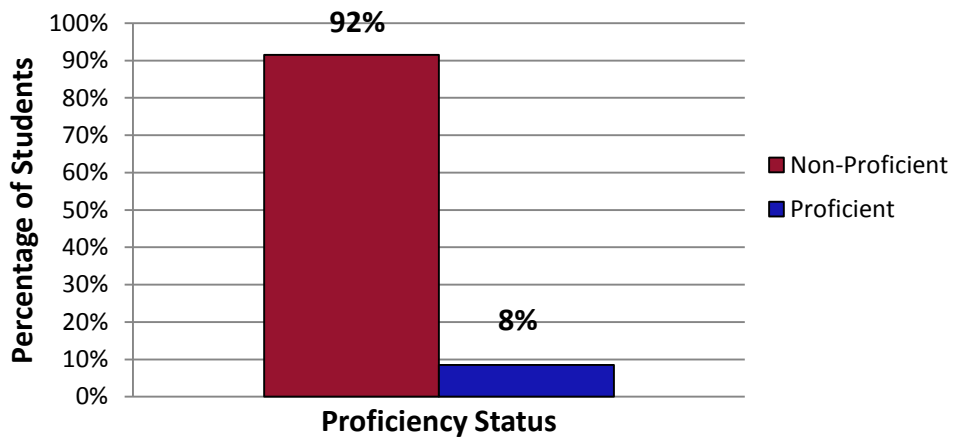
English /Language Arts Academic Performance						
	Number of Students Tested	Participation Rate	Did Not Yet Met	Partially Met Expectations	Approaches	Met + Exceeded Expectations
All Students	59	100%	29%	41%	20%	10%
Female	34	100%	24%	35%	26%	15%
Male	25	100%	36%	48%	12%	4%
American Indian	59	100%	29%	41%	20%	10%
Students with Disabilities	**	**	**	**	**	**
English Learners	**	**	**	**	**	**
Economic Disadvantaged	59	100%	29%	41%	20%	10%

**English/Language Arts Spring 2016**

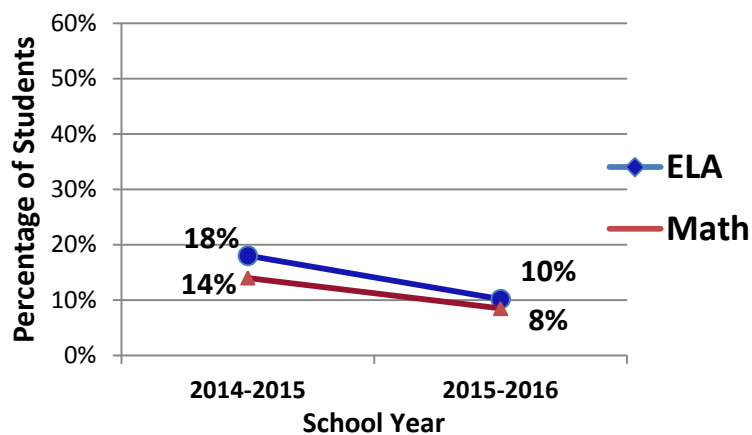


Mathematics Academic Performance						
	Number of Students Tested	Participation Rate	Did Not Yet Met	Partially Met Expectations	Approaches	Met + Exceeded Expectations
All Students	59	100%	36%	29%	27%	8%
Female	34	100%	32%	35%	26%	6%
Male	25	100%	40%	20%	28%	12%
American Indian	59	100%	36%	29%	27%	8%
Students with Disabilities	**	**	**	**	**	**
English Learners	**	**	**	**	**	**
Economic Disadvantaged	59	100%	36%	29%	27%	8%

### Mathematics Spring 2016



### Two-Year Trend Proficiency



\*\* ≤ 10 students

Achievement profile represents grades: 3-6

New Mexico State Assessment = Partnership for Assessment of Readiness for College and Careers (PARCC).

● Tribally Controlled School