



U.S. Department of the Interior
Bureau of Indian Education

.....

BIE REPORTS AVAILABLE IN NASIS

NASIS REGIONAL TRAINING
NOVEMBER 1, 2023
PHOENIX, AZ

.....



MISSION

The mission of the BIE is to provide students at BIE-funded schools with a culturally relevant, high-quality education that prepares students with the knowledge, skills, and behaviors needed to flourish in the opportunities of tomorrow, become healthy and successful individuals, and lead their communities and sovereign nations to a thriving future that preserves their unique cultural identities.

LEARNING OBJECTIVE

Participants will examine the BIE Reports that schools can generate and analyze:

- for corrections to data needed for funding,
- for school improvement planning, and
- to improve data quality for reporting submissions.




REPORTS

- BIE ISEP Instructional Verification/Certification Report
- BIE ISEP Residential Verification/Certification Report
- BIE ISEP Certification Status Report (SE Users)
- BIE ISEP Allotment Report
- BIE ISEP 3 Year Allotment Report
- BIE College and Career Readiness
- BIE Adverse Attendance Conditions Report
- BIE SPPI Reports (State Performance Plan Indicator)
 - Child Find Report (BIE SPPI Reports)
 - Secondary Transition Report (BIE SPPI Reports)
 - Post School Outcomes Report (BIE SPPI Reports)
- BIE Consecutive Days Absence Report



BIE ISEP INSTRUCTIONAL VERIFICATION REPORT

PATH: BIE REPORTS > BIE INSTRUCTIONAL VERIFICATION REPORT



Report Options

Type
Reprint Verification Report (PDF) ▼

Generate Report

Submit to Batch


Select Calendars

- ACA 22-23 Adams School
- A&B 22-23 Adams Honor Programs

CTRL-click and SHIFT-click for multiple

Refresh Show top 50 ▼ tasks submitted between 12/30/2022 and 01/06/2023

Batch Queue List			
Queued Time	Report Title	Status	Download



BIE ISEP INSTRUCTIONAL VERIFICATION DETAIL REPORT

SAMPLE

Adams School

Generated on 06/07/2022 10:07:38 AM

Data extracted on

Page 1 of 13

ISEP Eligible/Non-Eligible/Exceptions Roster Report Type: Verification

CONTROLLED: This page contains PII and should be handled to protect privacy.

Education Line Office Name and Code: Arizona Navajo South (Fort Defiance)

District Name: Adams School

School Name and BIE School Number:

Calendar: 21-22 Adams School

Program Type I: Instructional

ISEP Reporting Date Range: 08/02/2021 - 05/18/2022 (179 Inst. Days)

Calendar: 21-22

Program Type I: Instructional

Status: Eligible

Grade: KG

Total Eligible Grade KG Students for Program Type I: 10

Student Name	DOB	Gender	NASISID	Tribe	Start	End	DIS	SpedPlace	G/T	LEP	NLL	Prog	MemDays	ADM	F/H/L	% Enroll	Min%Enroll	No Tribe	No DOB	Non-ISEP	Entry Age
Student 1	02/26/2015	M	123456789	785: Navajo Nation Chinle Agency Navajo	04/14/2022					N	Y	I	25	0.14	F	100					
Student 2	12/21/2015	F	234567890	786: Navajo Nation Fort Defiance Agency Navajo	08/02/2021					Y	Y	I	179	1.00	F	100					

BIE ISEP INSTRUCTIONAL CERTIFICATION REPORT

PATH: BIE REPORTS > BIE INSTRUCTIONAL CERTIFICATION REPORT

Report Options

Type
Reprint Certification Report (PDF) ▼

Generate Report

Submit to Batch

Select Calendars

- ACA 22-23 Adams School
- A&B 22-23 Adams Honor Program

CTRL-click and SHIFT-click for multiple

Refresh Show top 50 ▼ tasks submitted between 12/30/2022 and 01/06/2023

Batch Queue List			
Queued Time	Report Title	Status	Download



BIE ISEP INSTRUCTIONAL CERTIFICATION DETAIL REPORT

SAMPLE

Adams School

Generated on 06/07/2022 10:07:38 AM
Data extracted on
Page 1 of 13

ISEP Eligible/Non-Eligible/Exceptions Roster Report Type: Certification

CONTROLLED: This page contains PII and should be handled to protect privacy.

Education Line Office Name and Code: Arizona Navajo South (Fort Defiance)
District Name: Adams School
School Name and BIE School Number:
Calendar: 21-22 Adams School
Program Type I: Instructional
ISEP Reporting Date Range: 08/02/2021 - 05/18/2022 (179 Inst. Days)

Calendar: 21-22

Program Type I: Instructional

Status: Eligible

Grade: KG

Total Eligible Grade KG Students for Program Type I: 10

Student Name	DOB	Gender	NASISID	Tribe												
Student 1	02/26/2015	M	123456789	785: Navajo Nation Chinle Agency Navajo												
Start	End	DIS	SpedPlace	G/T	LEP	NLL	Prog	MemDays	ADM	F/H/L	% Enroll	Min%Enroll	No Tribe	No DOB	Non-ISEP	Entry Age
04/14/2022				N	Y	I		25	0.14	F	100					
Student Name	DOB	Gender	NASISID	Tribe												
Student 2	12/21/2015	F	234567890	786: Navajo Nation Fort Defiance Agency Navajo												
Start	End	DIS	SpedPlace	G/T	LEP	NLL	Prog	MemDays	ADM	F/H/L	% Enroll	Min%Enroll	No Tribe	No DOB	Non-ISEP	Entry Age
08/02/2021				Y	Y	I		179	1.00	F	100					



BIE ISEP RESIDENTIAL VERIFICATION REPORT

PATH: BIE REPORTS > BIE RESIDENTIAL VERIFICATION REPORT

Report Options

Type
Reprint Verification Report (PDF) ▼

Generate Report

Submit to Batch

Select Calendars

RES 22-23 Adams School

CTRL-click and SHIFT-click for multiple

Refresh Show top 50 ▼ tasks submitted between 12/30/2022 and 01/06/2023

Batch Queue List			
Queued Time	Report Title	Status	Download



BIE ISEP RESIDENTIAL VERIFICATION DETAIL REPORT

SAMPLE

Adams Dormitory
Generated on 06/03/2022 03:46:59 PM
Data extracted on 05/17/2022
Page 1 of 25

ISEP Eligible/Non-Eligible/Exceptions Roster Report Type: Verification

CONTROLLED: This page contains PII and should be handled to protect privacy.

Education Line Office Name and Code: Billings Education Line Office
District Name: Adams Dormitory
School Name and BIE School Number: Adams Dormitory
Calendar: 21-22 Adams Dormitory
Program Type R: Residential
ISEP Reporting Date Range: 09/26/2021 10/16/2021

Total Eligible Enrollment Records for Program Type R: 26

Calendar: 21-22 Blackfeet Dormitory Program Type R: Residential Status: Eligible Grade: 02

Total Eligible Grade 02 Students for Program Type R: 2

Student Name	DOB	Gender	NASISID	Tribe	Prog	NoResAtt	No Tribe	No DOB	Non-ISEP
*Ror..., C...	03/05/2014	M	214815918	201: Blackfeet	R				
Start	End	ECR	IRG	Prog	NoResAtt	No Tribe	No DOB	Non-ISEP	
09/21/2021	10/24/2021	N		R					
11/29/2021	02/22/2022	N							
Student Name	DOB	Gender	NASISID	Tribe	Prog	NoResAtt	No Tribe	No DOB	Non-ISEP
*F..., C...	03/05/2014	M	21480109	201: Blackfeet	R				
Start	End	ECR	IRG	Prog	NoResAtt	No Tribe	No DOB	Non-ISEP	
09/21/2021	10/24/2021	N		R					
02/28/2022	03/22/2022	N		R					

BIE ISEP RESIDENTIAL CERTIFICATION REPORT

PATH: BIE REPORTS > BIE RESIDENTIAL CERTIFICATION REPORT

Report Options

Type
Reprint Certification Report (PDF) ▼

Generate Report

Submit to Batch

Select Calendars

RES 22-23 Adams School

CTRL-click and SHIFT-click for multiple

Refresh Show top 50 ▼ tasks submitted between 12/30/2022 and 01/06/2023

Batch Queue List			
Queued Time	Report Title	Status	Download



BIE ISEP RESIDENTIAL CERTIFICATION DETAIL REPORT

SAMPLE

Adams Dormitory
Generated on 06/03/2022 03:46:59 PM
Data extracted on 05/17/2022
Page 1 of 25

ISEP Eligible/Non-Eligible/Exceptions Roster Report Type: Certification

CONTROLLED: This page contains PII and should be handled to protect privacy.

Education Line Office Name and Code: Billings Education Line Office
District Name: Adams Dormitory
School Name and BIE School Number: Adams Dormitory
Calendar: 21-22 Adams Dormitory
Program Type R: Residential
ISEP Reporting Date Range: 09/26/2021 10/16/2021

Total Eligible Enrollment Records for Program Type R: 26

Calendar: 21-22 Blackfeet Dormitory

Program Type R: Residential

Status: Eligible

Grade: 02

Total Eligible Grade 02 Students for Program Type R: 2

Student Name	DOB	Gender	NASISID	Tribe	Prog	NoResAtt	No Tribe	No DOB	Non-ISEP
*Ror..., C...	03/05/2014	M	213915918	201: Blackfeet	R				
Start	End	ECR	IRG						
09/21/2021	10/24/2021	N							
11/29/2021	02/22/2022	N							
Student Name	DOB	Gender	NASISID	Tribe	Prog	NoResAtt	No Tribe	No DOB	Non-ISEP
*F..., C...	03/05/2014	M	21440109	201: Blackfeet	R				
Start	End	ECR	IRG						
09/21/2021	10/24/2021	N							
02/28/2022	03/22/2022	N							

BIE ISEP CERTIFICATION STATUS REPORT

PATH: BIE REPORTS > BIE ISEP CERTIFICATION REPORT

BIE Certification Status Report

This report will return the ISEP certification status for the schools selected. Use any of the options to determine which schools will display. Only Schools that meet all selection criteria will display in the format selected

Select Educational Resource Center

All
ABQBOS : Albuquerque Bureau Operated
ABQTCS : Albuquerque Tribally Controlled
BELBOS : Belcourte Bureau Operated
BISTCS : Bismarck Tribally Controlled
FLATCS : Flandreau Tribally Controlled
KYLTCS : Kyle Tribally Controlled
MINTCS : Minneapolis Tribally Controlled

Select BIE School Type (Region)

All
BOS : Bureau Operated School
NAV : Navajo School
TCS : Tribally-Controlled School

Calendar Type: Both

Certification Status: Both

Format: PDF



Generate Report

Select Calendars All Calendars

Which calendar(s) would you like to include in the report?


- active year
- list by school
- list by year

23-24



BIE ISEP CERTIFICATION STATUS REPORT

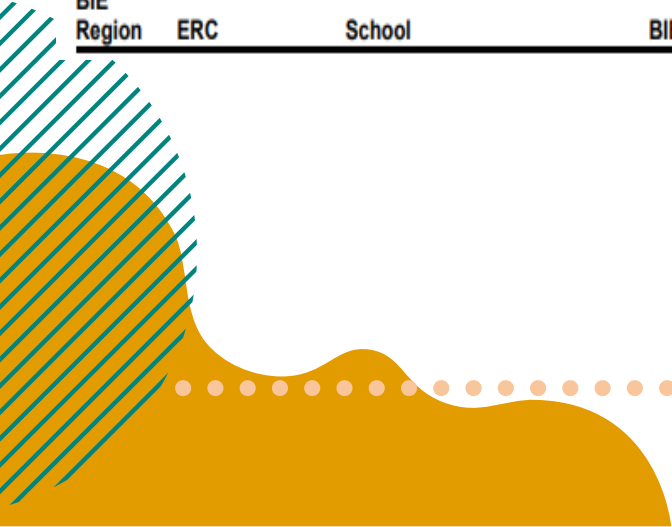
SAMPLE



Generated on 10/03/2023 11:59:41 PM
Page 1 of 2


BIE ISEP Certification Status Report

BIE Region	ERC	School	BIE School Number	End Year	Calendar	Calendar Type	Certified	ISEP Date
------------	-----	--------	-------------------	----------	----------	---------------	-----------	-----------



BIE ISEP ALLOTMENT REPORT



PATH: BIE REPORTS > BIE ISEP ALLOTMENT REPORT



Report Options


Type
PDF ▾

Generate Report Submit to Batch

Refresh Show top 50 ▾ tasks submitted between 12/30/2022  and 01/06/2023 

Batch Queue List

Queued Time	Report Title	Status	Download
-------------	--------------	--------	----------



BIE ISEP ALLOTMENT DETAIL REPORT

SAMPLE

ISEP Allotment Report

School

School Year Ending: 2022

Generated on 01/06/2023 05:17:51 PM Page 1 of 2

Inst Totals (ADM)

Grades	Head Count	Inst ADM	Weights	Total Weights
KG	14	9.83	1.15	11.30
1-3	37	31.68	1.38	43.72
4-6	8	7.10	1.15	8.17
7-8	0	0.00	1.38	0.00
9-12	0	0.00	1.50	0.00
Totals	59	48.61		63.19

Language Totals (Head Count)

Grades	LEP	NLL	Lang Count	Weights	Total Weights
KG	0	14	14	0.13	1.82
1-3	8	37	37	0.13	4.81
4-6	4	8	8	0.13	1.04
7-8	0	0	0	0.13	0.00
9-12	0	0	0	0.13	0.00
Totals	12	59	59		7.67

I School Totals (ADM)

	Head Count	ADM
Total Students	59	48.61
Total 9-12	0	0.00
Small School Weight		12.50
Small HS Weight		0.00
Totals	59	12.50

B Totals (Head Count)

B Counts	Weights	Total Weights
0	0.00	0.00
0	1.75	0.00
0	1.60	0.00
0	1.60	0.00
0	1.60	0.00
0		0.00

G/T Totals (Head Count)

G/T Counts	Weights	Total Weights
0	0.85	0.00
0	0.62	0.00
0	0.85	0.00
0	0.62	0.00
0	0.50	0.00
0		0.00

Combined B and R School Totals (Head Count)

Total Students	0
Total 9-12	0
Small School Weight	0.00
Totals	0.00

R Totals (Head Count)

R Counts	Weights	Total Weights
0	0.00	0.00
0	1.75	0.00
0	1.60	0.00
0	1.60	0.00
0	1.60	0.00
0		0.00

B ECR Totals

0

R ECR Totals

0

Total Of ECR

0

Basic Weights Totals

Basic Weights Totals
11.30
43.72
8.17
0.00
0.00
63.19

Totals Basic/Lang/GT

Basic Weights Totals
13.12
48.53
9.21
0.00
0.00
70.86

Totals


Total Students/ADM	48.61
Total Students/ADM 9-12	0.00

Small School Weight	12.50
Small HS Weight	0.00
School Board Training	0.00
Isolation Factor	0.00
Weight Totals	12.50

Total for all weights: 83.36

BIE ISEP 3 YEAR ALLOTMENT REPORT

PATH: BIE REPORTS > BIE ISEP 3 YEAR ALLOTMENT REPORT



BIE 3 Year ISEP Allotment Report

The ISEP 3 Year Allotment Report will be generated in the same manner as the current ISEP Allotment Report. The data on the report will be for one school. However, you can submit requests for the report to be run for multiple schools/districts at the same time.

Report Options

Type

PDF ▾

Generate Report



Submit to Batch

Which BIE Reporting population would you like to generate this report on?

BIE Region(s) ERC(s)

Select BIE School Type (Region)

- All Schools
- BOS : Bureau Operated School
- NAV : Navajo School
- TCS : Tribally-Controlled School

Refresh Show top 50 ▾ tasks submitted between 09/27/2023  and 10/04/2023 

Batch Queue List

Queued Time	Report Title	Status	Download



BIE ISEP 3 YEAR ALLOTMENT REPORT

SAMPLE

ISEP 3 Year Allotment Report

3 Year Average: 2021,2022,2023



Generated on 10/04/2023 01:34:19 AM Page 5 of 5

Inst Totals (ADM)

Grades	Head Count	Inst ADM	Weights	Total Weights
KG	11.00	10.85	1.15	12.47
1-3	39.67	38.27	1.38	52.81
4-6	34.33	33.26	1.15	38.25
7-8	23.33	22.34	1.38	30.84
9-12	0.00	0.00	1.50	0.00
Totals	108.33	104.72		134.37

Language Totals (Head Count)

Grades	Lang Count	Weights	Total Weights
KG	11.00	0.13	1.43
1-3	39.67	0.13	5.16
4-6	34.33	0.13	4.46
7-8	23.33	0.13	3.03
9-12	0.00	0.13	0.00
Totals	108.33		14.08

I School Totals (ADM)

	Head Count	ADM
Total Students	108.33	104.72
Total 9-12	0.00	0.00
Small School Weight		0.66
Small HS Weight		0.00
Totals	108.33	0.66

B Totals (Head Count)

B Counts	Weights	Total Weights
0.00	0.00	0.00
0.00	1.75	0.00
0.00	1.60	0.00
0.00	1.60	0.00
0.00	1.60	0.00
0.00		0.00

G/T Totals (Head Count)

G/T Counts	Weights	Total Weights
0.00	0.85	0.00
0.00	0.62	0.00
0.00	0.85	0.00
0.00	0.62	0.00
0.00	0.50	0.00
0.00		0.00

Combined B and R School Totals (Head Count)

Total Students	0.00
Total 9-12	0.00
Small School Weight	0.00
Totals	0.00

R Totals (Head Count)

R Counts	Weights	Total Weights
0.00	0.00	0.00
0.00	1.75	0.00
0.00	1.60	0.00
0.00	1.60	0.00
0.00	1.60	0.00
0.00		0.00

B ECR Totals

0.00

R ECR Totals

0.00

Total Of ECR

0.00

Totals

Total Students/ADM	104.72
Total Students/ADM 9-12	0.00

Small School Weight	0.66
Small HS Weight	0.00
School Board Training	0.00
Isolation Factor	0.00
Weight Totals	0.66

Basic Weights Totals

Basic Weights Totals	12.47
	52.81
	38.25
	30.84
	0.00
	134.37

Totals Basic/Lang/GT

Basic Weights Totals	13.90
	57.97
	42.72
	33.87
	0.00
	148.46

Total for all weights: 149.12

Funding School Year 2023 - 2024

BIE COLLEGE AND CAREER READINESS

PATH: BIE REPORTS > BIE COLLEGE AND CAREER READINESS

Format

Show top tasks submitted between and


Batch Queue List

Queued Time	Report Title	Status	Download
-------------	--------------	--------	----------




BIE COLLEGE AND CAREER READINESS COURSE DATA

PATH: SEARCH FOR COURSE/SECTION, SELECT COURSE, SCROLL DOWN TO THE BIE CORE TYPE



BIE Course Data

*BIE Core Type Core: BIE Core Course	BIE Approved Y: Yes	BIE Funded Y: Yes
<input checked="" type="checkbox"/> Postsecondary Credit	<input checked="" type="checkbox"/> Advanced Placement	<input checked="" type="checkbox"/> Dual Credit
<input checked="" type="checkbox"/> College Preparation	<input checked="" type="checkbox"/> Career Development	
	<input checked="" type="checkbox"/> International Baccalaureate	



BIE COLLEGE AND CAREER READINESS DETAIL REPORT

SAMPLE

BIE College and Career Readiness Report
Summary Report

School: Year: 19-20
Report Date: 09/25/20

	(1) Postsec Credit		(2) Adv Placement		(3) International Bac		(4) Dual Credit		(5) College Prep		(6) Career Devel	
Disabilities	3	100	3	100	3	100	3	100	3	100	3	100
Passed Course	1	33.33	1	33.33	1	33.33	1	33.33	1	33.33	1	33.33
Failed Course	1	33.33	2	66.67	1	33.33	1	33.33	1	33.33	1	33.33
In Progress/Other	1	33.33	1	33.33	1	33.33	1	33.33	1	33.33	1	33.33
FosterCare	5	100	5	100	5	100	5	100	5	100	5	100
Passed Course	2	40.0	2	40.0	2	40.0	2	40.0	2	40.0	2	40.0
Failed Course	2	40.0	3	60.0	2	40.0	2	40.0	2	40.0	2	40.0
In Progress/Other	1	20.0	1	20.0	1	20.0	1	20.0	1	20.0	1	20.0
Homeless	7	100	7	100	7	100	7	100	7	100	7	100
Passed Course	2	28.57	2	28.57	2	28.57	2	28.57	2	28.57	2	28.57
Failed Course	3	42.86	4	57.14	3	42.86	3	42.86	3	42.86	3	42.86
In Progress/Other	2	28.57	2	28.57	2	28.57	2	28.57	2	28.57	2	28.57
MilitaryConnected	6	100	6	100	6	100	6	100	6	100	6	100
Passed Course	2	33.33	2	33.33	2	33.33	2	33.33	2	33.33	2	33.33
Failed Course	3	50.0	4	66.67	3	50.0	3	50.0	3	50.0	3	50.0
In Progress/Other	1	16.67	1	16.67	1	16.67	1	16.67	1	16.67	1	16.67



BIE ADVERSE ATTENDANCE CONDITIONS REPORT

PATH: BIE REPORTS > BIE ADVERSE ATTENDANCE CONDITIONS REPORT

Only available on SE

Report Type *
Summary

School Year *
22-23

Attendance Code *
 ARC: Adverse Road Conditions
 AWC: Adverse Weather Conditions

School *
ACA 22-23 Adams School
A&B 22-23 Adams Honor Programs
CTRL-click and SHIFT-click for multiple

Report Date Range
Start Date: 08/08/2022
End Date:

Generate Report Submit to Batch

Refresh Show top 50 tasks submitted between 12/30/2022 and 01/06/2023

Queued Time	Report Title	Status	Download
-------------	--------------	--------	----------



BIE ADVERSE ATTENDANCE CONDITIONS SUMMARY REPORT

SAMPLE

BIE Adverse Attendance Conditions

School Year: 20-21

Report Start Date: 08/06/2020

Report End Date: 05/14/2021

Generated On: 5/14/2021 2:10:38 PM

School	# Days ARC	# Students Affected ARC	% ARC	# Days AWC	# Students Affected AWC	% AWC	# Days Adverse Absent	% Adverse Absent
Aiyaazh Community School	3	3	1.55	3	2	1.55	6	3.09
Chema Indian School	0	0	0	0	0	0	0	0
Cherokee Central Elementary School	5	5	2.96	4	4	2.37	9	5.33
Cherokee Central High School	18	16	10.65	14	12	8.28	32	18.93



BIE ADVERSE ATTENDANCE CONDITIONS DETAIL REPORT

SAMPLE

School	NASIS ID	# Days ARC	% ARC	# Days AWC	% AWC	# Days Adverse Absent	% Adverse Absent	Last Name	First Name	Birth Date	Gender	Grade
BIE Adverse Attendance Conditions Detail Report												
School Year: 20-21												
Report Start Date: 08/06/2020												
Report End Date: 05/14/2021												
Generated On: 05/14/2021 02:18:12 PM												
Elementary School (D12345)	111111111	2	1.03	2	1.03	4	2.06	Student	Aden	1/7/2015	M	KG
Elementary School (D12345)	222222222	1	0.52	0	0	1	0.52	Student	Lisa	4/13/1993	F	FA
Elementary School (D12345)	333333333	1	0.52	0	0	1	0.52	Student	Dinessa	6/10/2012	F	3
Elementary School (D12345)	444444444	0	0	1	0.52	1	0.52	Student	Carter	7/3/2019	M	FH
Elementary School (D12345)	555555555	1	0.59	0	0	1	0.59	Student	Ander	9/6/2009	M	5
Elementary School (D12345)	666666666	1	0.59	0	0	1	0.59	Student	Alexander	7/24/2010	M	5
Elementary School (D12345)	121212121	2	1.18	2	1.18	4	2.37	Student	Liza	12/22/2014	F	KG
High School (D34567)	131313133	1	0.59	1	0.59	2	1.18	Student	Darius	10/8/2002	M	12
High School (D34567)	141441414	2	1.18	1	0.59	3	1.78	Student	Anthony	7/17/2003	M	12
High School (D34567)	151515151	0	0	1	0.59	1	0.59	Student	Desiree	4/2/2003	F	12
High School (D34567)	161616161	1	0.59	0	0	1	0.59	Student	Leonardo	3/18/2003	M	12
High School (D34567)	171717171	0	0	1	0.59	1	0.59	Student	Madison	3/3/2005	F	10
High School (D34567)	181818811	2	1.18	1	0.59	3	1.78	Student	Sateva	4/28/2005	F	9



BIE SPPI REPORTS (STATE PERFORMANCE PLAN INDICATOR)

PATH: BIE REPORTS > BIE SPPI REPORTS

Report Options

SPPI Indicator: 13: Secondary Transition Report
Reporting Year: 22-23

Select Schools

School

CTRL-click and SHIFT-click for multiple

Show top 50 tasks submitted between 12/30/2022 and 01/06/2023


Batch Queue List

Queued Time	Report Title	Status	Download
-------------	--------------	--------	----------




CHILD FIND REPORT (BIE SPPI REPORTS)

SAMPLE



Bureau of Indian Education						
SPPI Indicator 11: Child Find Report						
Schools: 1 Reporting Year: 20-21						
Generated on 04/26/2021 11:38:17 AM						
School Name	School Number	Evaluated Within 60 Days			Not Evaluated Within 60 Days	
		Consented to Evaluation Number	Number	Percent	Number	Percent
Charter Indian School	D12345	9	4	44.44	5	55.56
Totals		9	4	44.44	5	55.56



SECONDARY TRANSITION REPORT (BIE SPPI REPORTS)

SAMPLE

Bureau of Indian Education										
SPPI Indicator 13: Secondary Transition Report										
Schools: 9 Reporting Year: 20-21										
Generated on 04/26/2021 11:17:51 AM										
School Name	School Number	Sped Students 16+ IEP	Transition Plan Requirements							
			Transition Goals	Services	Course of Study	Student Invite	Meet All Criteria	Percent		
Chargers West School	D12345	53	50	53	53	46	45	43	81.13	
North Central School	D23456	1	0	1	1	0	0	0	0	
Mountaintop School	D34567	5	5	5	5	5	2	2	40	
Ridgeview Community School	D45678	17	15	17	17	15	15	14	82.35	
Lakeside Community School	D56789	2	0	2	2	0	1	0	0	
Creek Bottom Indian School	D67890	31	31	31	30	31	22	21	67.74	
Central High School	D78901	76	76	76	76	76	42	42	55.26	
Desert Day School	D89012	2	2	2	2	2	1	1	50	
Chancellor SCHOOL	D90123	1	1	1	1	1	1	1	100	
Totals		188	180	188	187	176	129	124	65.96	



POST SCHOOL OUTCOMES REPORT (BIE SPPI REPORTS)

SAMPLE

Bureau of Indian Education											
SPPI Indicator 14: Post School Outcomes Report											
Schools: 1 Reporting Year: 20-21											
Generated on 04/28/21 12:07:49 PM											
School Name	School Number	Completed Responses	Higher Education		Competitively Employed		Other Education		Other Employment		
			Number	Percent	Number	Percent	Number	Percent	Number	Percent	
Boulder Community School	D1234	11	3	27.27	5	45.45	2	18.18	1	9.09	
Westridge City School	D2345	41	10	24.39	10	24.39	9	21.95	12	29.27	
Northwest School	D3456	40	18	45	10	25.00	5	12.50	7	17.50	
Pine Ridge School	D4567	37	13	35.14	13	35.14	5	13.51	6	16.22	
Evergreen School	D5678	6	2	33.33	2	33.33	0	0.00	2	33.33	
Hilltop School	D6789	23	10	43.48	5	21.74	3	13.04	5	21.74	
Central High School	D7891	9	3	33.33	1	11.11	3	33.33	2	22.22	
Oak Ridge High School	D1212	20	8	40.00	3	15.00	5	25.00	4	20.00	
Mountaintop High School	D2323	18	7	38.89	3	16.67	4	22.22	4	22.22	
Mandaree Day School	D3434	68	28	41.18	25	36.76	5	7.35	10	14.71	
Pine Leaf School	D4545	7	2	28.57	2	28.57	1	14.29	2	28.57	
Cascade Reservations High School	D5656	18	6	33.33	4	22.22	5	27.78	3	16.67	



BIE CONSECUTIVE DAYS ABSENCE REPORT

PATH: BIE REPORTS > BIE CONSECUTIVE DAYS ABSENCE REPORT

Consecutive Days *

School Year *

Report Date Range

Start Date

End Date

Student Selection Filter (Ad Hoc)

School *

- All Schools
- Ahfachkee Day School
- Alamo Navajo Community School
- American Horse School
- Aneth Community School
- Atsa' Biya' a'zh Community School
- Baca/Dlo'ay Azhi Community School
- Beclabito Day School
- Black Mesa Community School
- Blackwater Community School
- Bogue Chitto Elementary School
- Bread Springs Day School

CTRL-click or SHIFT-click to select multiple

Show top tasks submitted between and

Batch Queue List

Queued Time	Report Title	Status	Download
-------------	--------------	--------	----------



BIE CONSECUTIVE DAYS ABSENCE DETAIL REPORT

SAMPLE

BIE Consecutive Days Absent Report									
School Year: 19-20									
Consecutive Days: 2									
Report Date Range Start: 09/02/2019									
Report Date Range End: 04/30/2020									
Generated On: 04/22/2021 10:05:20 AM									
School	Calendar	NASIS ID	Absence Start	Absence End	Days Absent	Last Name	First Name	Birth Date	Grade
Nord Community School (D41111)	19-20 Nord Community	1111111	9/4/2019	9/6/2019	3	Student 1	Lem	5/28/2008	5
Nord Community School (D41111)	19-20 Nord Community	2222222	9/5/2019	9/6/2019	2	Student 2	Ashton	9/27/2008	5
Nord Community School (D41111)	19-20 Nord Community	3333333	9/4/2019	9/6/2019	3	Student 3	Josiah	1/13/2009	4
Nord Community School (D41111)	19-20 Nord Community	4444444	9/10/2019	9/11/2019	2	Student 4	Quamar'e	7/4/2010	4
Nord Community School (D41111)	19-20 Nord Community	5555555	9/3/2019	9/6/2019	4	Student 5	Elanna	7/24/2008	5
Central Elementary School (D68888)	CES 2019-20	6666666	1/21/2020	1/22/2020	2	Student 6	Ivan	11/18/2009	4
Central Elementary School (D68888)	CES 2019-20	7777777	11/14/2019	11/15/2019	2	Student 7	Ayden	9/21/2011	1
North Central Elementary School (D677777)	NCES 2019-20	8888888	3/3/2020	3/5/2020	3	Student 8	Utsela	11/24/2008	5
North Central Elementary School (D677777)	NCES 2019-20	9999999	1/13/2020	1/14/2020	2	Student 9	James	9/29/2008	5
North Central Elementary School (D677777)	NCES 2019-20	1010101	12/16/2019	12/18/2019	3	Student 10	Nicholai	8/4/2008	5



CONNECT WITH US



www.bie.edu



@BureauIndEdu



@BureauofIndianEducation



/BureauIndianEdu



/BureauofIndianEducation



Wawaenon
Mvto HiyHiy LemLmts Wado
DaWaEh Miigwech Wopila
Pinangigi Wimblahoho
Quyana Baasee AnaaBasee
Ahéhee HirirweTudahe
Pilamiya
Nya:Weh Aho
Thank You Tansi

