

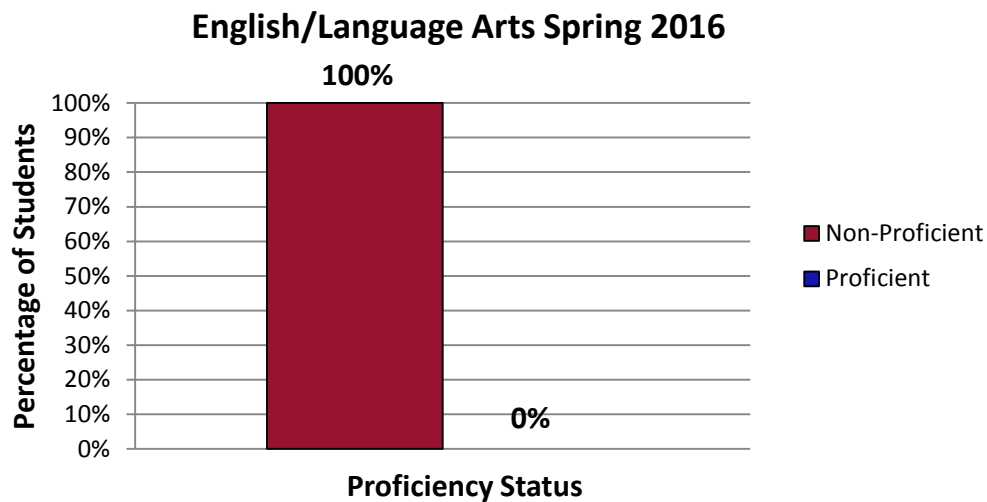
**U.S. Bureau of Indian Education
Annual School Report Card: Wounded Knee District School
School Year 2015-2016**

I. Enrollment:

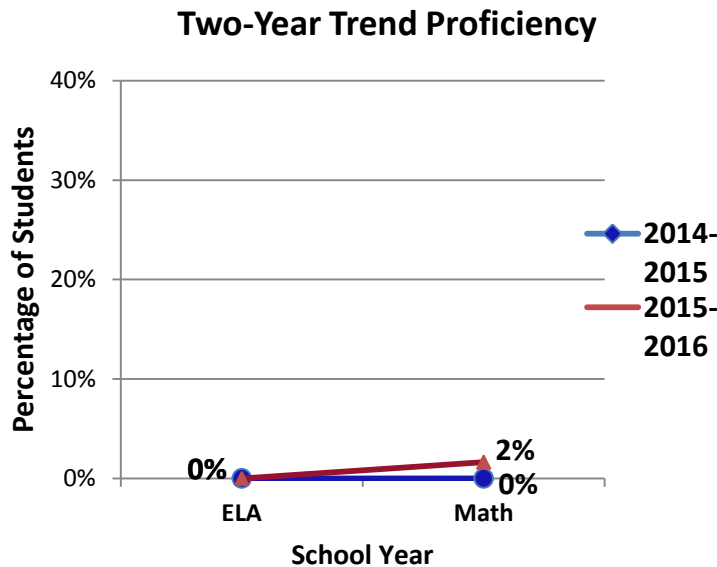
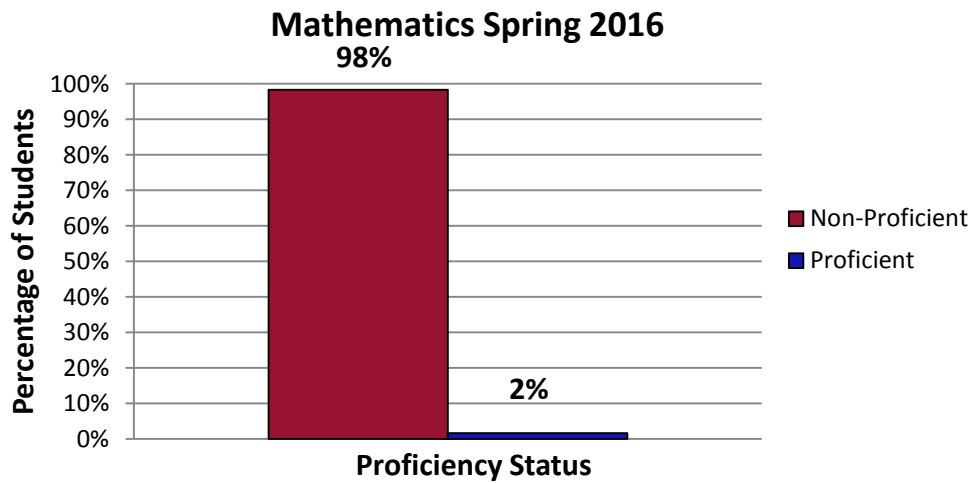
	All Students	Students with Disabilities	English Learners
Female	16	**	**
Male	48	**	**
Total	64	**	**

II. Achievement Data:

	English /Language Arts Academic Performance					
	Number of Students Tested	Participation Rate	Has Not Met Standard	Nearly Met Standard	Meets Standard	Exceeds
All Students	54	84%	93%	7%	0%	0%
Female	15	94%	93%	7%	0%	0%
Male	39	81%	92%	8%	0%	0%
American Indian	54	84%	93%	7%	0%	0%
Students with Disabilities	**	**	**	**	**	**
English Learners	**	**	**	**	**	**
Economic Disadvantaged	54	84%	93%	7%	0%	0%



Mathematics Academic Performance						
	Number of Students Tested	Participation Rate	Has Not Met Standard	Nearly Met Standard	Meets Standard	Exceeds
All Students	61	95%	79%	20%	2%	0%
Female	16	100%	81%	19%	0%	0%
Male	45	94%	78%	20%	2%	0%
American Indian	61	95%	79%	20%	2%	0%
Students with Disabilities	**	**	**	**	**	**
English Learners	**	**	**	**	**	**
Economic Disadvantaged	61	95%	79%	20%	2%	0%



** ≤ 10 students

Achievement profile represents grades: 3-7

South Dakota State Assessment: Smarter Balance Assessment Consortium (SBAC-OP-Combined).

● Tribally Controlled School