

**U.S. Bureau of Indian Education  
Annual School Report Card: Turtle Mountain High School  
School Year 2015-2016**

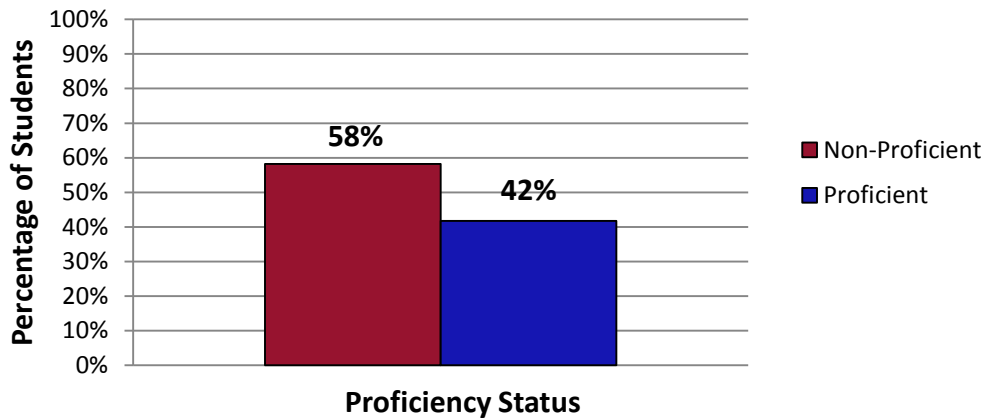
**I. Enrollment:**

	All Students	Students with Disabilities	English Learners
Female	37	**	**
Male	52	**	**
Total	89	11	**

**II. Achievement Data:**

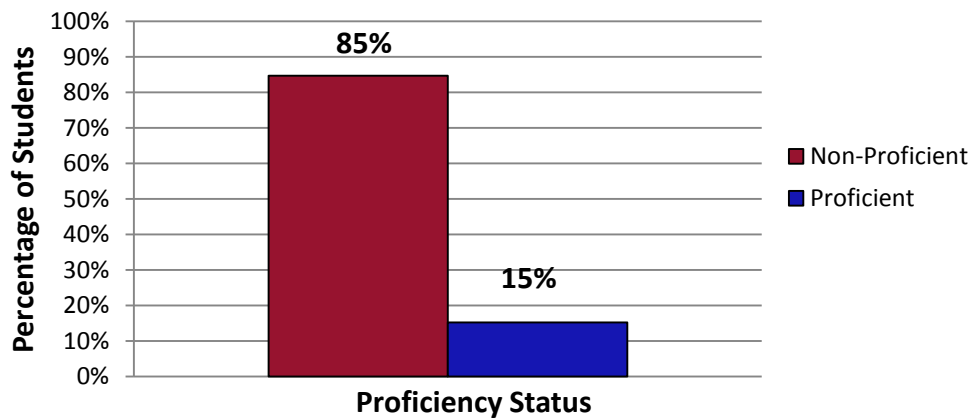
	English /Language Arts Academic Performance					
	Number of Students Tested	Participation Rate	Novice	Partially Proficient	Proficient	Advanced
All Students	79	89%	25%	33%	27%	15%
Female	36	97%	17%	36%	31%	17%
Male	43	83%	33%	30%	23%	14%
American Indian	79	89%	25%	33%	27%	15%
Students with Disabilities	**	**	**	**	**	**
English Learners	**	**	**	**	**	**
Economic Disadvantaged	79	89%	25%	33%	27%	15%

**English/Language Arts Spring 2016**

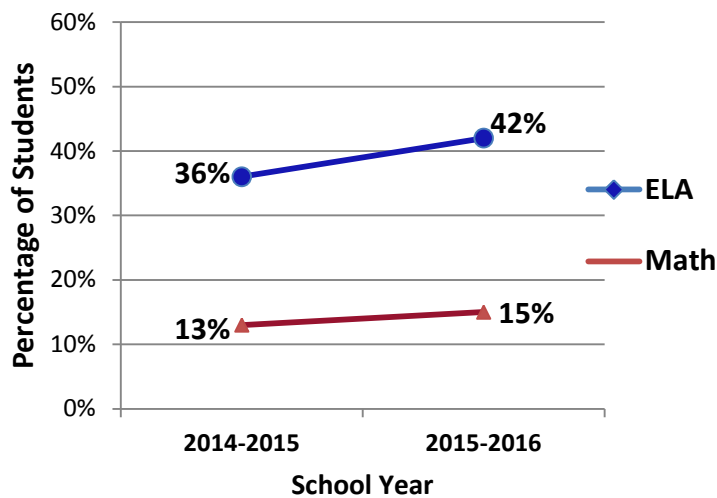


Mathematics Academic Performance						
	Number of Students Tested	Participation Rate	Novice	Partially Proficient	Proficient	Advanced
All Students	85	96%	54%	31%	11%	5%
Female	35	95%	54%	26%	14%	6%
Male	50	96%	54%	34%	8%	4%
American Indian	85	96%	54%	31%	11%	5%
Students with Disabilities	**	**	**	**	**	**
English Learners	**	**	**	**	**	**
Economic Disadvantaged	85	96%	54%	31%	11%	5%

### Mathematics Spring 2016



### Two-Year Trend Proficiency



\*\* ≤ 10 students

Achievement profile represents grades: 11

North Dakota State Assessment: Smarter Balanced Assessment

● Bureau Operated School