

**U.S. Bureau of Indian Education  
Annual School Report Card: Sky City Community School  
School Year 2015-2016**

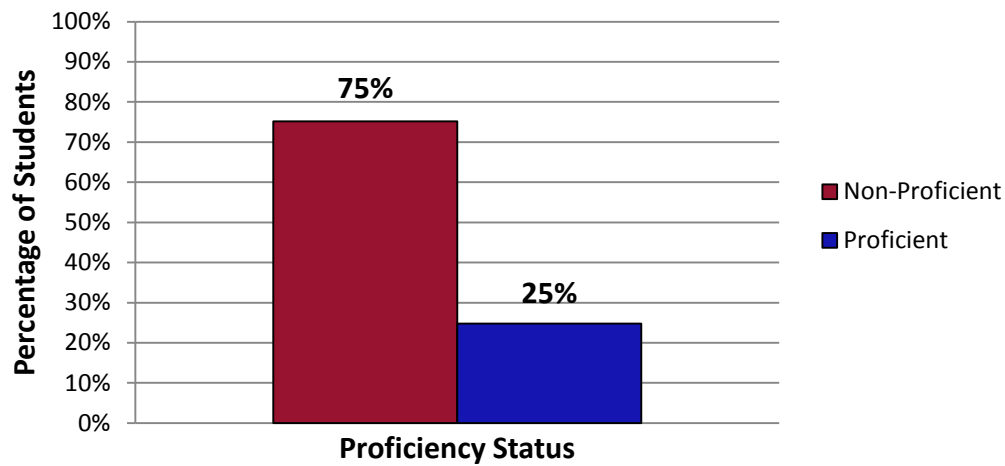
**I. Enrollment:**

	All Students	Students with Disabilities	English Learners
Female	70	11	51
Male	63	18	39
Total	133	29	90

**II. Achievement Data:**

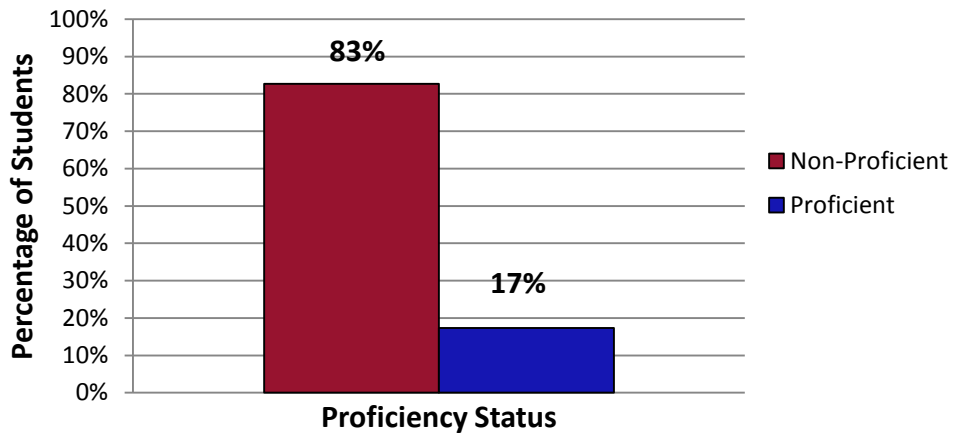
English /Language Arts Academic Performance						
	Number of Students Tested	Participation Rate	Did Not Yet Met	Partially Met Expectations	Approaches	Met + Exceeded Expectations
All Students	133	100%	11%	29%	35%	25%
Female	70	100%	7%	26%	39%	29%
Male	63	100%	16%	32%	32%	21%
American Indian	133	100%	11%	29%	35%	25%
Students with Disabilities	29	100%	38%	38%	17%	7%
English Learners	90	100%	8%	32%	37%	23%
Economic Disadvantaged	133	100%	11%	29%	35%	25%

**English/Language Arts Spring 2016**

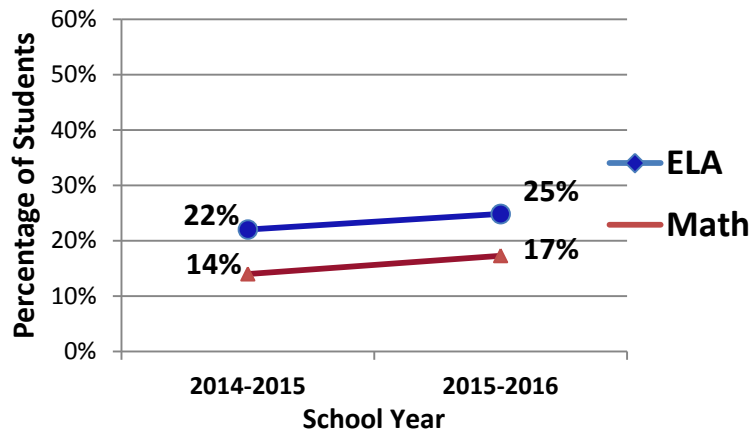


Mathematics Academic Performance						
	Number of Students Tested	Participation Rate	Did Not Yet Met	Partially Met Expectations	Approaches	Met + Exceeded Expectations
All Students	133	100%	14%	37%	32%	17%
Female	70	100%	13%	36%	31%	20%
Male	63	100%	14%	38%	33%	14%
American Indian	133	100%	14%	37%	32%	17%
Students with Disabilities	29	100%	41%	45%	10%	3%
English Learners	90	100%	12%	39%	36%	13%
Economic Disadvantaged	133	100%	14%	37%	32%	17%

### Mathematics Spring 2016



### Two-Year Trend Proficiency



\*\* ≤ 10 students

Achievement profile represents grades: 3-8

New Mexico State Assessment = Partnership for Assessment of Readiness for College and Careers (PARCC).

● Bureau Operated School