

**U.S. Bureau of Indian Education
Annual School Report Card: Santa Rosa Day School
School Year 2015-2016**

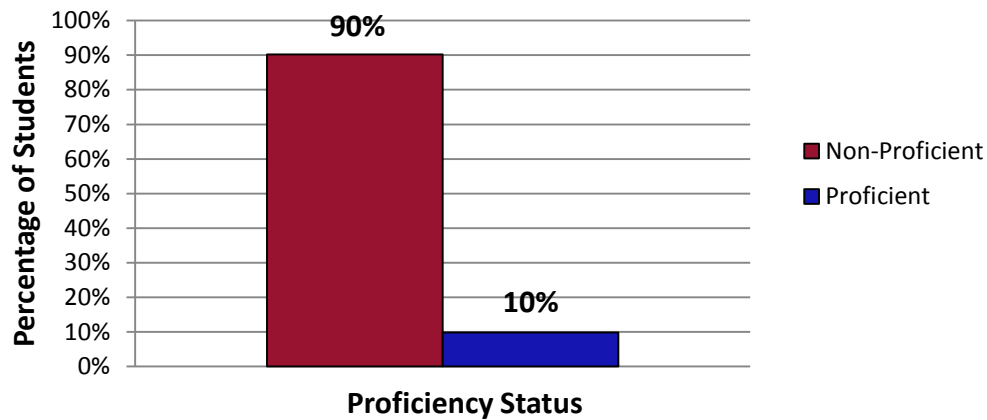
I. Enrollment:

	All Students	Students with Disabilities	English Learners
Female	43	**	**
Male	59	12	**
Total	102	21	**

II. Achievement Data:

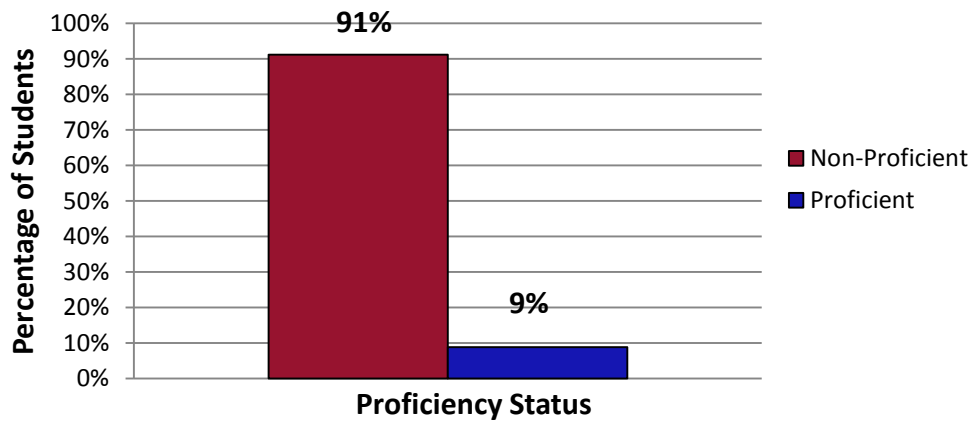
	English /Language Arts Academic Performance					
	Number of Students Tested	Participation Rate	Minimally Proficient	Partially Proficient	Proficient	Highly Proficient
All Students	102	100%	74%	17%	9%	1%
Female	43	100%	70%	16%	12%	2%
Male	59	100%	76%	17%	7%	0%
American Indian	102	100%	74%	17%	9%	0%
Students with Disabilities	21	100%	100%	0%	0%	0%
English Learners	**	**	**	**	**	**
Economic Disadvantaged	102	100%	74%	17%	9%	0%

English/Language Arts Spring 2016

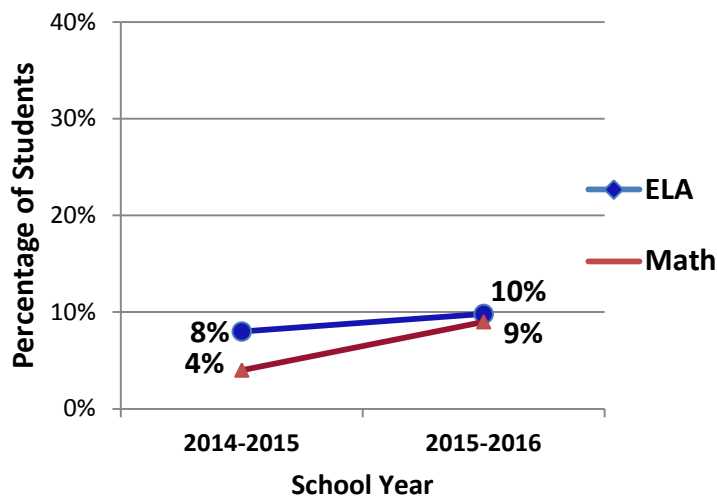


Mathematics Academic Performance						
	Number of Students Tested	Participation Rate	Minimally Proficient	Partially Proficient	Proficient	Highly Proficient
All Students	102	100%	75%	16%	8%	1%
Female	43	100%	67%	19%	12%	2%
Male	59	100%	81%	14%	5%	0%
American Indian	102	100%	75%	16%	8%	0%
Students with Disabilities	21	100%	100%	0%	0%	0%
English Learners	**	**	**	**	**	**
Economic Disadvantaged	102	100%	75%	16%	8%	0%

Mathematics Spring 2016



Two-Year Trend Proficiency



** ≤ 10 students

Achievement profile represents grades: 3-8

Arizona State Assessment: Arizona's Measurement of Educational Readiness to Inform Teaching (AZMERIT) .

● Bureau Operated School