

**U.S. Bureau of Indian Education
Annual School Report Card: San Felipe Elementary School
School Year 2015-2016**

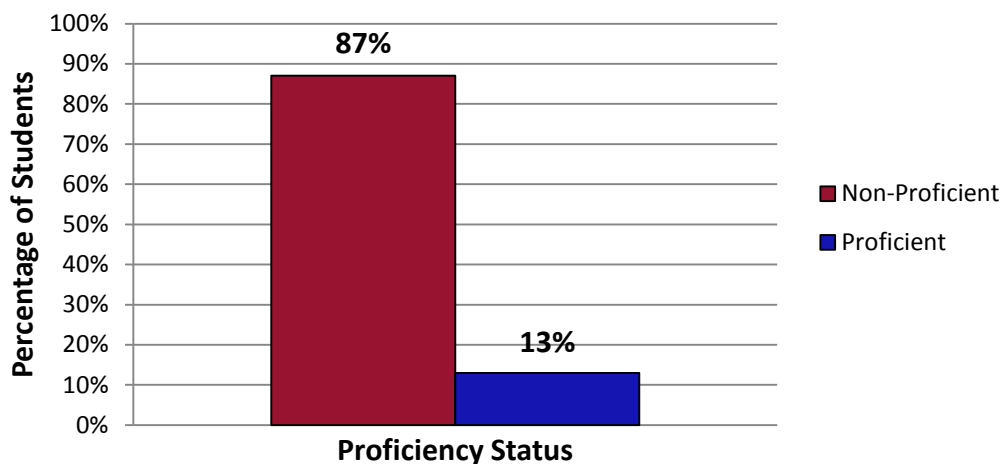
I. Enrollment:

| | All Students | Students with Disabilities | English Learners |
|--------|--------------|----------------------------|------------------|
| Female | 92 | ** | 60 |
| Male | 94 | 21 | 65 |
| Total | 186 | 29 | 125 |

II. Achievement Data:

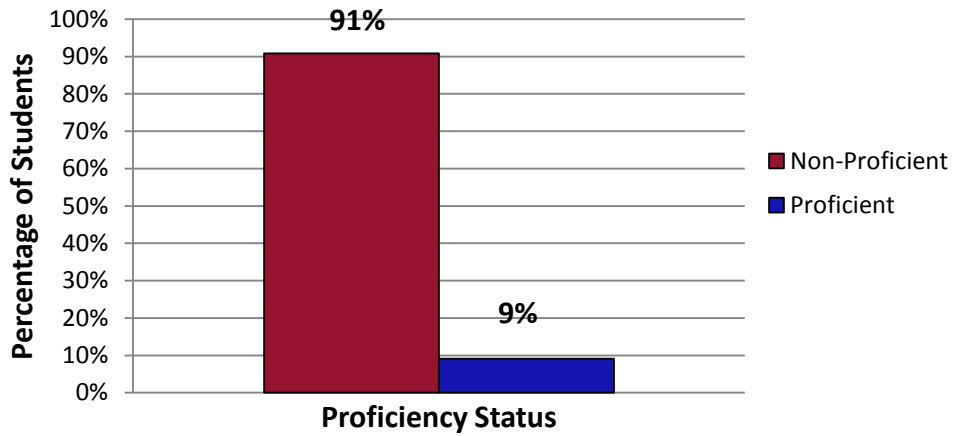
| English /Language Arts Academic Performance | | | | | | |
|---|---------------------------|--------------------|-----------------|----------------------------|------------|-----------------------------|
| | Number of Students Tested | Participation Rate | Did Not Yet Met | Partially Met Expectations | Approaches | Met + Exceeded Expectations |
| All Students | 185 | 99% | 18% | 35% | 34% | 13% |
| Female | 92 | 100% | 8% | 36% | 38% | 18% |
| Male | 93 | 99% | 29% | 34% | 29% | 8% |
| American Indian | 185 | 99% | 18% | 35% | 34% | 13% |
| Students with Disabilities | 29 | 100% | 66% | 34% | 0% | 0% |
| English Learners | 124 | 99% | 23% | 39% | 29% | 10% |
| Economic Disadvantaged | 185 | 99% | 18% | 35% | 34% | 13% |

English/Language Arts Spring 2016

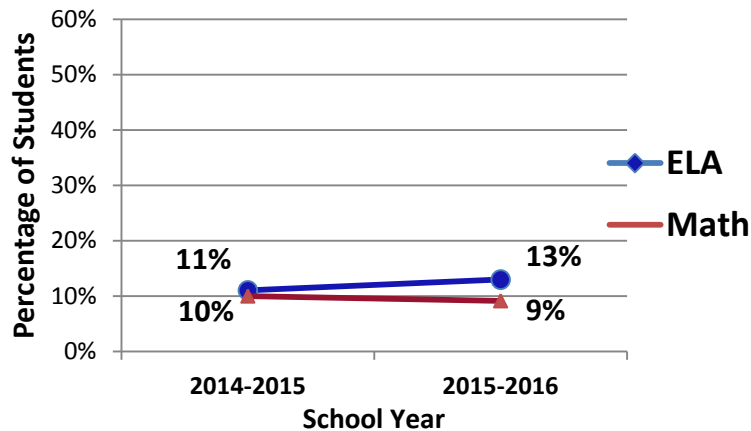


| Mathematics Academic Performance | | | | | | |
|----------------------------------|---------------------------|--------------------|-----------------|----------------------------|------------|-----------------------------|
| | Number of Students Tested | Participation Rate | Did Not Yet Met | Partially Met Expectations | Approaches | Met + Exceeded Expectations |
| All Students | 186 | 100% | 23% | 46% | 23% | 9% |
| Female | 92 | 100% | 22% | 49% | 21% | 9% |
| Male | 94 | 100% | 23% | 43% | 24% | 10% |
| American Indian | 186 | 100% | 23% | 46% | 23% | 9% |
| Students with Disabilities | 29 | 100% | 38% | 55% | 7% | 0% |
| English Learners | 125 | 100% | 22% | 46% | 22% | 10% |
| Economic Disadvantaged | 186 | 100% | 23% | 46% | 23% | 9% |

Mathematics Spring 2016



Two-Year Trend Proficiency



** ≤ 10 students

Achievement profile represents grades: 3-8

New Mexico State Assessment = Partnership for Assessment of Readiness for College and Careers (PARCC).

● Bureau Operated School