

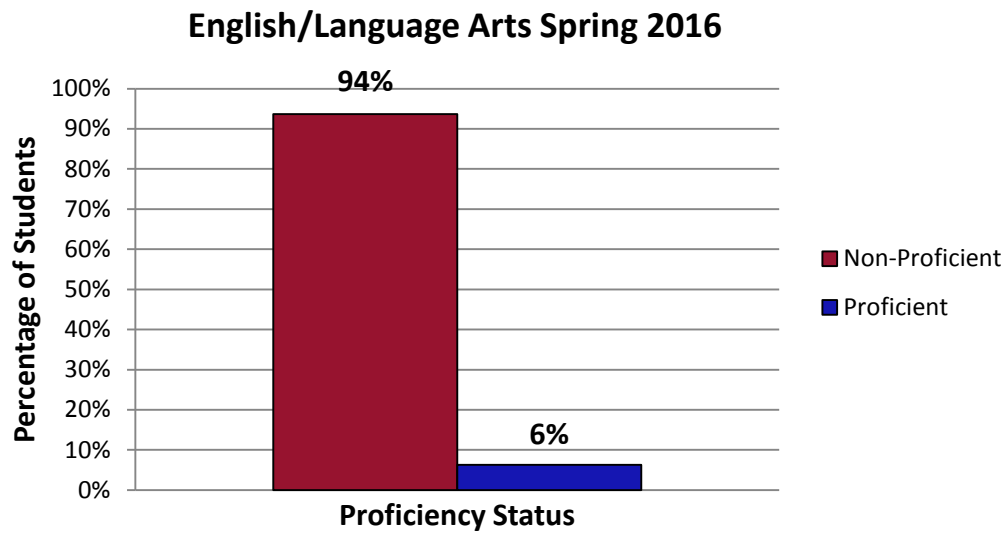
**U.S. Bureau of Indian Education
Annual School Report Card: Na'Neelzhiin Ji'Olta
School Year 2015-2016**

I. Enrollment:

| | All Students | Students with Disabilities | English Learners |
|--------|--------------|----------------------------|------------------|
| Female | 39 | ** | 38 |
| Male | 56 | ** | 56 |
| Total | 95 | 11 | 94 |

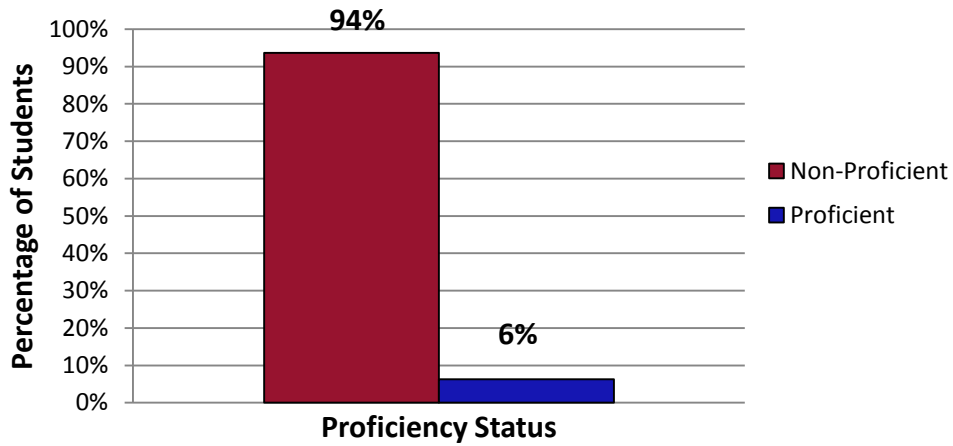
II. Achievement Data:

| English /Language Arts Academic Performance | | | | | | |
|---|---------------------------|--------------------|-----------------|----------------------------|------------|-----------------------------|
| | Number of Students Tested | Participation Rate | Did Not Yet Met | Partially Met Expectations | Approaches | Met + Exceeded Expectations |
| All Students | 95 | 100% | 23% | 35% | 36% | 6% |
| Female | 39 | 100% | 10% | 36% | 46% | 8% |
| Male | 56 | 100% | 32% | 34% | 29% | 5% |
| American Indian | 95 | 100% | 23% | 35% | 36% | 6% |
| Students with Disabilities | 11 | 100% | 45% | 45% | 9% | 0% |
| English Learners | 94 | 100% | 22% | 35% | 36% | 6% |
| Economic Disadvantaged | 95 | 100% | 23% | 35% | 36% | 6% |

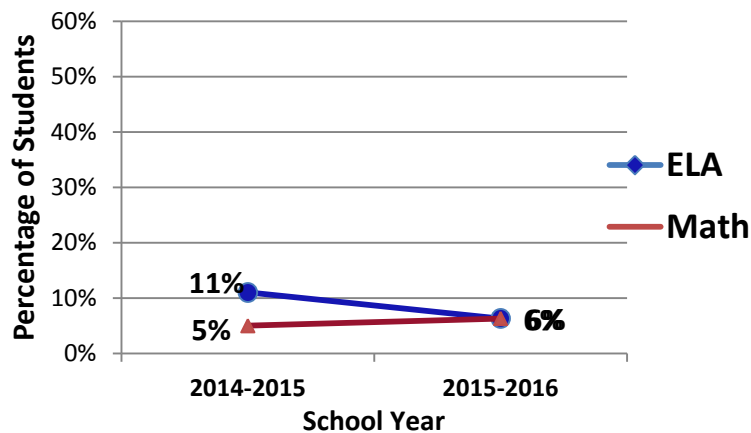


| Mathematics Academic Performance | | | | | | |
|----------------------------------|---------------------------|--------------------|-----------------|----------------------------|------------|-----------------------------|
| | Number of Students Tested | Participation Rate | Did Not Yet Met | Partially Met Expectations | Approaches | Met + Exceeded Expectations |
| All Students | 95 | 100% | 16% | 37% | 41% | 6% |
| Female | 39 | 100% | 13% | 26% | 51% | 10% |
| Male | 56 | 100% | 18% | 45% | 34% | 4% |
| American Indian | 95 | 100% | 16% | 37% | 41% | 6% |
| Students with Disabilities | 11 | 100% | 36% | 36% | 27% | 0% |
| English Learners | 94 | 100% | 16% | 37% | 40% | 6% |
| Economic Disadvantaged | 95 | 100% | 16% | 37% | 41% | 6% |

Mathematics Spring 2016



Two-Year Trend Proficiency



** ≤ 10 students

Achievement profile represents grades: 3-8

New Mexico State Assessment = Partnership for Assessment of Readiness for College and Careers (PARCC).

● Tribally Controlled School