

## Accessing the Campus Parent Portal

The Bureau of Indian Education utilizes a student information system provided by Infinite Campus called Native American Student Information System (NASIS). Infinite Campus provides a tool called the Campus Parent Portal that allows access to student related information for parents and students.

If you would like to request access to the Parent Portal, contact the School or District and speak to the NASIS System Administrator or other assigned personnel to gain access. The school will create a Person GUID that the parent or guardian will use to create a Parent Portal account. The Person GUID is the activation key.

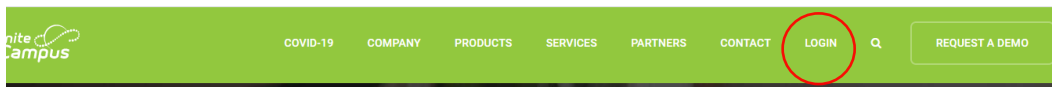
There are two options; a school can use to provide access to the Parent Portal. Those options are:

1. The NASIS System Administrator provided you the link and [Person GUID/Activation Key](#).
2. The NASIS System Administrator provided you a [username and password](#).

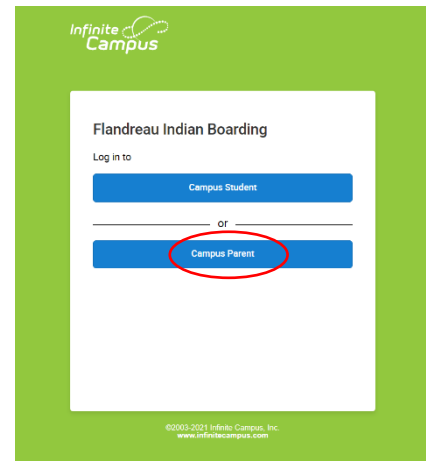
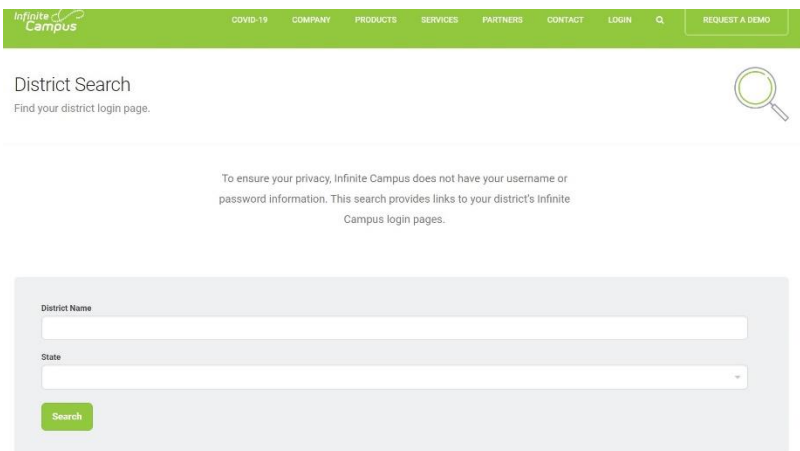
The Campus Parent Portal is also accessible by [mobile device](#).

Option 1 – If you were provided a Person GUID/Activation Key for parent/guardian to setup the account.

- Go to [infinitecampus.com](https://infinitecampus.com) and select login at the top of the page.



- Search for your students' School Name and State. District (School) search will show options to Select Campus Parent or Campus Student. Select Campus Parent.



## Infinite Campus Parent Portal Guide

- New Users should select new user and enter the activation key they were provided.

- Create a username and password (Username – 6 or more characters; Password – 9 or more characters including at least one number).
- Return to login and enter your newly created username and password.

Option 2 – If you were provided a username and password.

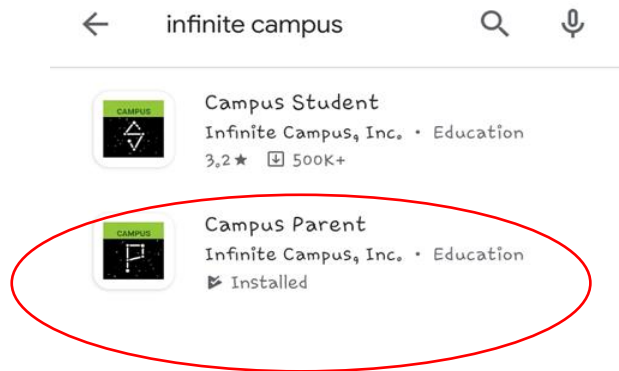
- Go to [infinitecampus.com](https://infinitecampus.com) and select login at the top of the page.
- Enter your username and password provided.

Mobile access is available using either Android (ex. Samsung, LG) or iOS (ex. Apple). The IC Mobile Portal App is available for download from the Google Play Store or the Apple App Store.

Parents/guardians will need a username and password to access the Parent Portal using a mobile device. You may have created your username and password from the instructions above. If not, contact the schools' NASIS System Administrator for assistance.

You will search for the Infinite Campus App in Google Play Store or Apple App Store.

- Download and install the appropriate App for your device



- Launch the App and enter the School Name and State.
- Enter your Username and Password.

A screenshot of the Infinite Campus app's search district screen. The screen has a green header with the 'Infinite Campus' logo. Below the header, there is a form with two input fields: 'District Name' and 'State'. The 'District Name' field has a placeholder text 'Enter at least three characters.'. Below the 'State' field is a dropdown arrow. At the bottom of the form is a blue button labeled 'Search District' and a smaller blue link labeled 'Help'.A screenshot of the Infinite Campus app's login screen. The screen has a green header with the 'Infinite Campus' logo. Below the header, there is a red banner that says 'Campus Parent'. The main content area has a white background with a form. The form includes a title 'Flandreau Indian Boarding', a 'Parent Username' field, a 'Password' field, and a checkbox labeled 'Stay logged in' with an information icon. At the bottom of the form is a blue button labeled 'Log In'.

I am logged in, now what?

Once logged in there are links that allow access to schedules, attendance, gradebook records, assignments, behavior records and more, dependent on the items that the school has chosen to share on the parent portal. You may receive notifications (i.e. absences, missing assignments).

You will view a menu on the left side related to your students' education. You may select which menu item you would like to view. If you have more than one student, you can change between the students using the dropdown in the upper right corner.

