

**U.S. Bureau of Indian Education
Annual School Report Card: Fond du Lac Ojibwe School
School Year 2015-2016**

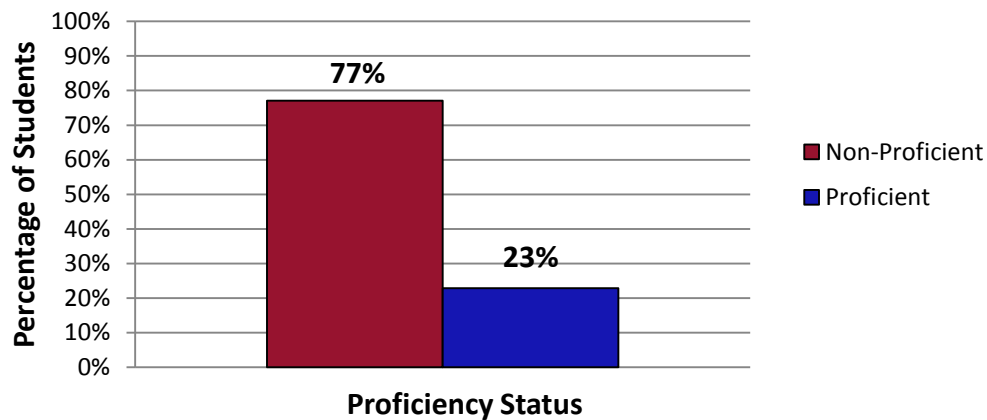
I. Enrollment:

	All Students	Students with Disabilities	English Learners
Female	47	12	**
Male	58	12	**
Total	105	24	**

II. Achievement Data:

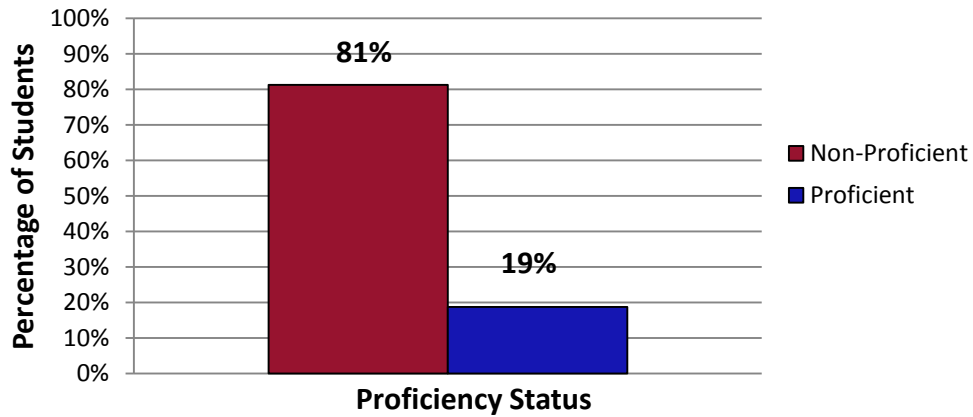
	English /Language Arts Academic Performance					
	Number of Students Tested	Participation Rate	Does Not Meet	Partially Meets	Meets	Exceeds
All Students	96	91%	58%	19%	21%	2%
Female	44	94%	48%	27%	20%	5%
Male	52	90%	67%	12%	21%	0%
American Indian	96	91%	58%	19%	21%	2%
Students with Disabilities	20	83%	75%	10%	15%	0%
English Learners	**	**	**	**	**	**
Economic Disadvantaged	96	91%	58%	19%	21%	2%

English/Language Arts Spring 2016

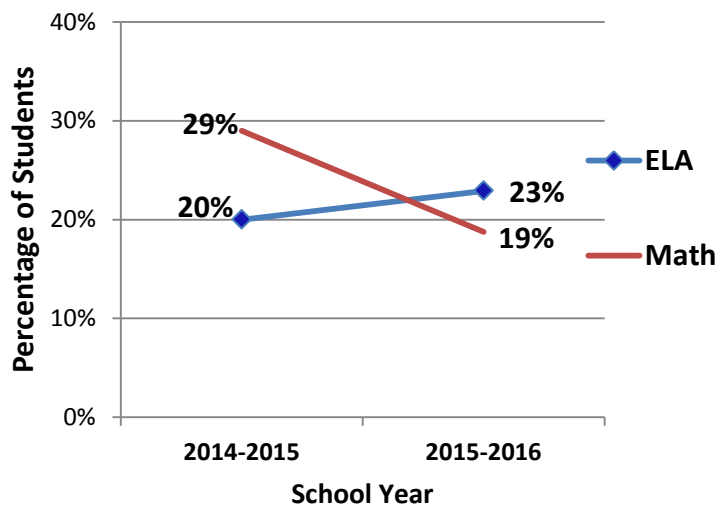


Mathematics Academic Performance						
	Number of Students Tested	Participation Rate	Does Not Meet	Partially Meets	Meets	Exceeds
All Students	96	91%	64%	18%	17%	2%
Female	43	91%	51%	26%	19%	5%
Male	53	91%	74%	11%	15%	0%
American Indian	96	91%	64%	18%	17%	2%
Students with Disabilities	21	88%	76%	14%	10%	0%
English Learners	**	**	**	**	**	**
Economic Disadvantaged	96	91%	64%	18%	17%	2%

Mathematics Spring 2016



Two-Year Trend Proficiency



** ≤ 10 students

Achievement profile represents grades: 3-11

Minnesota State Assessment: Minnesota Comprehensive Assessments (MCA)

