

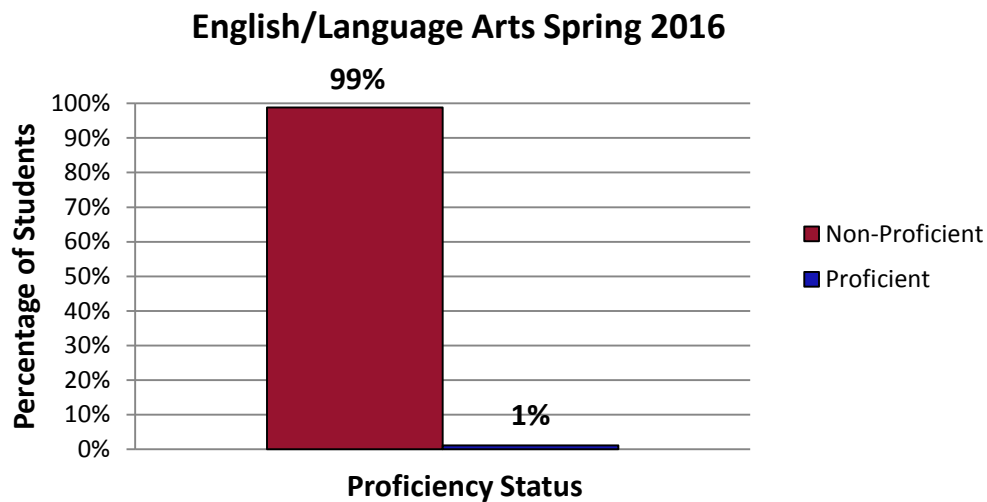
**U.S. Bureau of Indian Education
Annual School Report Card: Crow Creek Sioux Tribal Elementary School
School Year 2015-2016**

I. Enrollment:

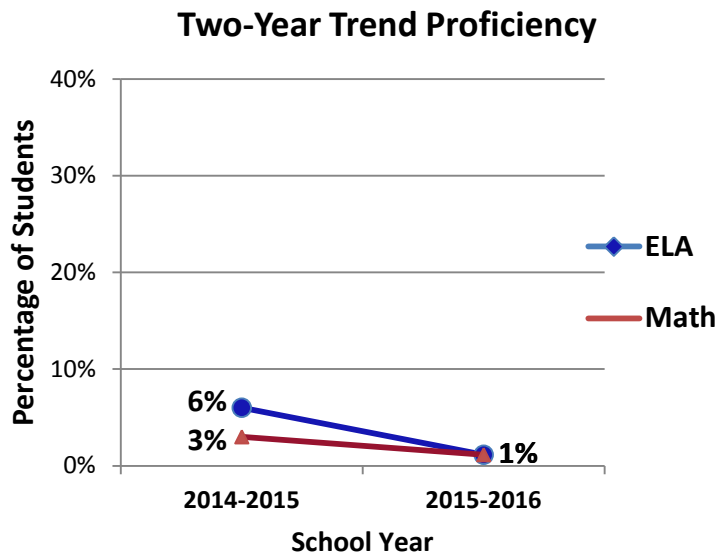
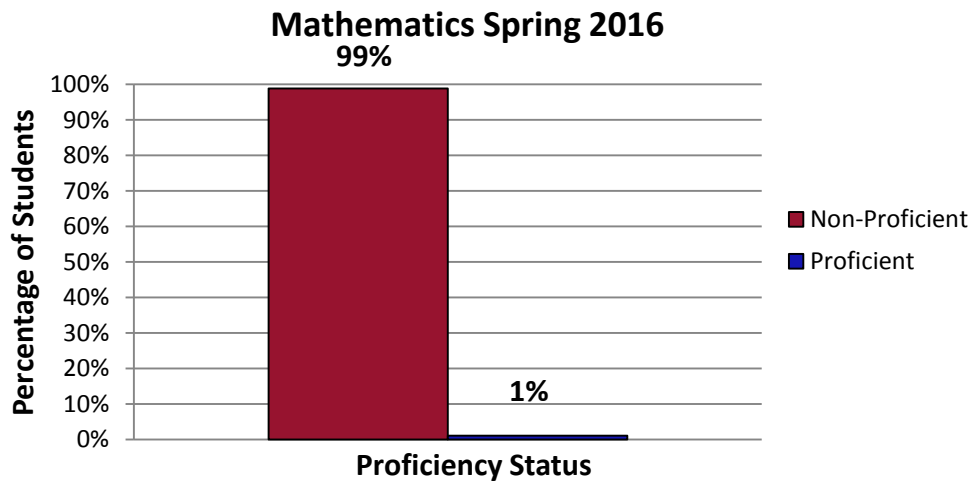
	All Students	Students with Disabilities	English Learners
Female	45	**	**
Male	43	11	**
Total	88	16	**

II. Achievement Data:

	English /Language Arts Academic Performance					
	Number of Students Tested	Participation Rate	Has Not Met Standard	Nearly Met Standard	Meets Standard	Exceeds
All Students	88	100%	84%	15%	1%	0%
Female	45	100%	76%	24%	0%	0%
Male	43	100%	93%	5%	2%	0%
American Indian	88	100%	84%	15%	1%	0%
Students with Disabilities	16	100%	94%	6%	0%	0%
English Learners	**	**	**	**	**	**
Economic Disadvantaged	88	100%	84%	15%	1%	0%



Mathematics Academic Performance						
	Number of Students Tested	Participation Rate	Has Not Met Standard	Nearly Met Standard	Meets Standard	Exceeds
All Students	87	99%	71%	28%	1%	0%
Female	44	98%	68%	32%	0%	0%
Male	43	100%	74%	23%	2%	0%
American Indian	87	99%	71%	28%	1%	0%
Students with Disabilities	16	100%	81%	19%	0%	0%
English Learners	**	**	**	**	**	**
Economic Disadvantaged	87	99%	71%	28%	1%	0%



** ≤ 10 students

Achievement profile represents grades: 3-5

South Dakota State Assessment: Smarter Balance Assessment Consortium (SBAC-OP-Combined).

☉ Tribally Controlled School