

**U.S. Bureau of Indian Education
Annual School Report Card: Circle of Nations
School Year 2015-2016**

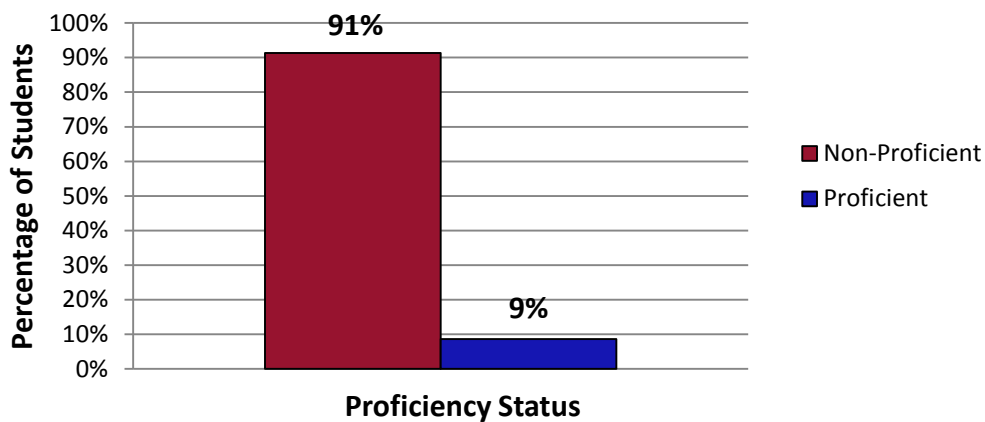
I. Enrollment:

	All Students	Students with Disabilities	English Learners
Female	30	13	**
Male	51	24	22
Total	81	37	32

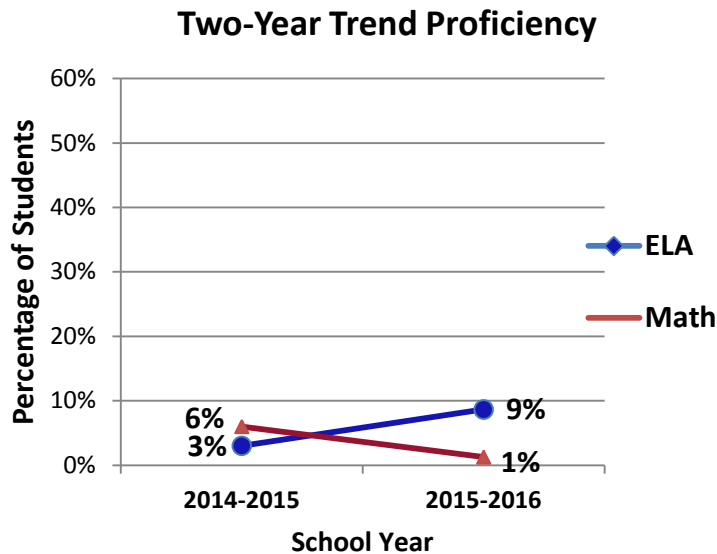
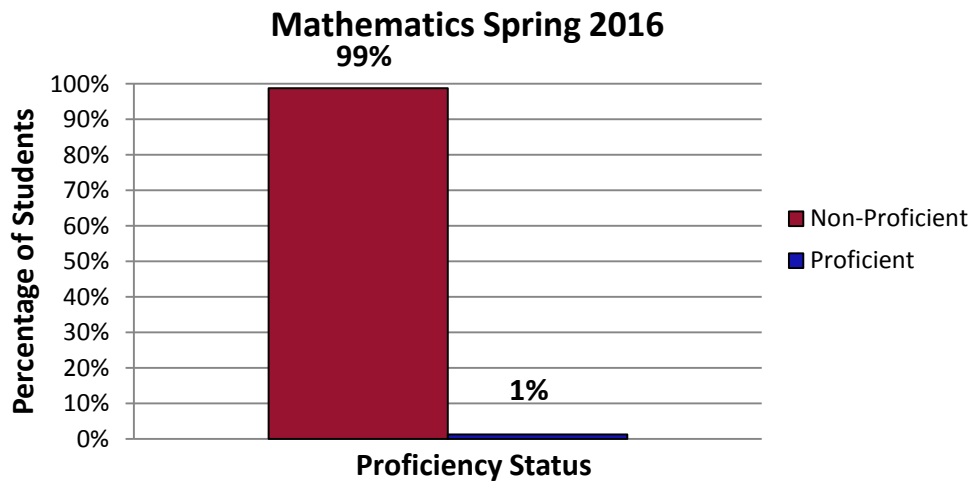
II. Achievement Data:

	English /Language Arts Academic Performance					
	Number of Students Tested	Participation Rate	Novice	Partially Proficient	Proficient	Advanced
All Students	81	100%	69%	22%	9%	0%
Female	30	100%	60%	27%	13%	0%
Male	51	100%	75%	20%	6%	0%
American Indian	81	100%	69%	22%	9%	0%
Students with Disabilities	37	100%	81%	11%	8%	0%
English Learners	32	100%	69%	19%	13%	0%
Economic Disadvantaged	81	100%	69%	22%	9%	0%

English/Language Arts Spring 2016



Mathematics Academic Performance						
	Number of Students Tested	Participation Rate	Novice	Partially Proficient	Proficient	Advanced
All Students	79	98%	81%	18%	1%	0%
Female	30	100%	73%	27%	0%	0%
Male	49	96%	86%	12%	2%	0%
American Indian	79	98%	81%	18%	1%	0%
Students with Disabilities	36	97%	92%	8%	0%	0%
English Learners	31	97%	77%	19%	3%	0%
Economic Disadvantaged	79	98%	81%	18%	1%	0%



** ≤ 10 students

Achievement profile represents grades: 4-8

North Dakota State Assessment: Smarter Balanced Assessment

● Tribally Controlled School