

**U.S. Bureau of Indian Education
Annual School Report Card: Cherokee Central High School
School Year 2015-2016**

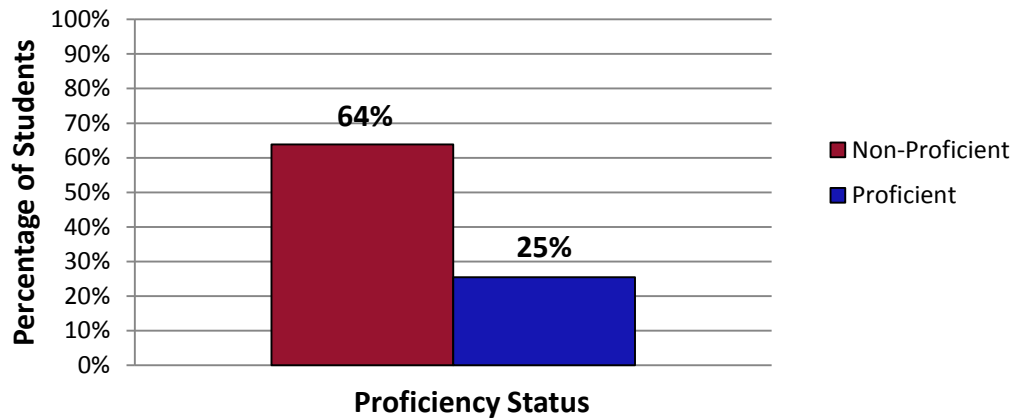
I. Enrollment:

	All Students	Students with Disabilities	English Learners
Female	150	21	**
Male	191	50	**
Total	341	71	**

II. Achievement Data:

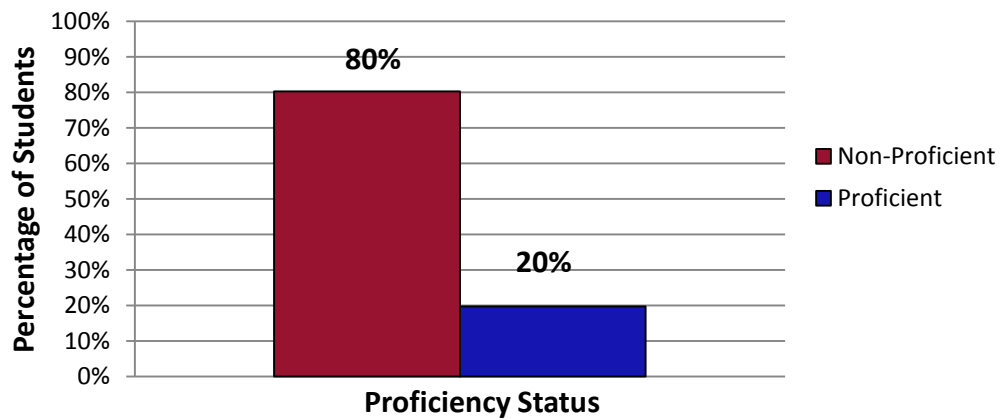
	English /Language Arts Academic Performance					
	Number of Students Tested	Participation Rate	Limited Command	Partial Command	Sufficient Command	Solid & Superior Command
All Students	271	100%	42%	21%	8%	17%
Female	118	100%	35%	38%	8%	19%
Male	153	100%	48%	27%	8%	16%
American Indian	271	100%	42%	21%	8%	17%
Students with Disabilities	62	98%	76%	19%	2%	3%
English Learners	**	**	**	**	**	**
Economic Disadvantaged	271	100%	42%	21%	8%	17%

English/Language Arts Spring 2016

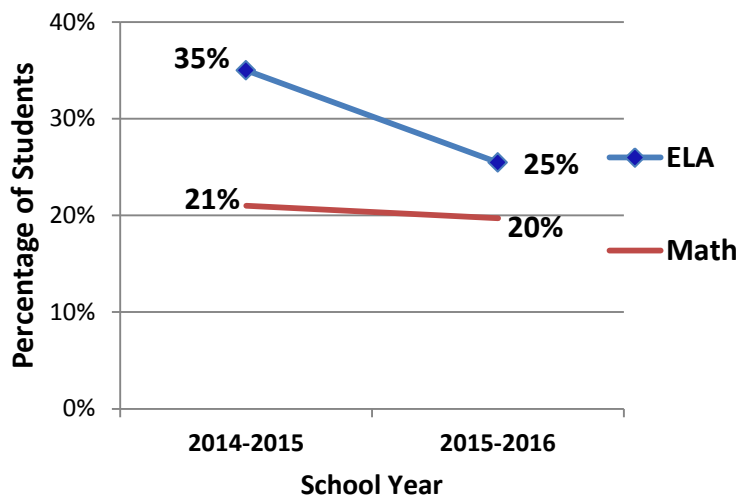


Mathematics Academic Performance						
	Number of Students Tested	Participation Rate	Limited Command	Partial Command	Sufficient Command	Solid & Superior Command
All Students	289	100%	56%	24%	8%	12%
Female	131	100%	52%	27%	8%	12%
Male	158	100%	59%	22%	7%	12%
American Indian	289	100%	56%	24%	8%	12%
Students with Disabilities	63	98%	84%	14%	2%	0%
English Learners	**	**	**	**	**	**
Economic Disadvantaged	289	100%	56%	24%	8%	12%

Mathematics Spring 2016



Two-Year Trend Proficiency



** ≤ 10 students

Achievement profile represents grades: 6-11

North Carolina State Assessment: READY -End of Grade Assessment.

© Tribally Controlled School