

**U.S. Bureau of Indian Education
Annual School Report Card: Beclabito Day School
School Year 2015-2016**

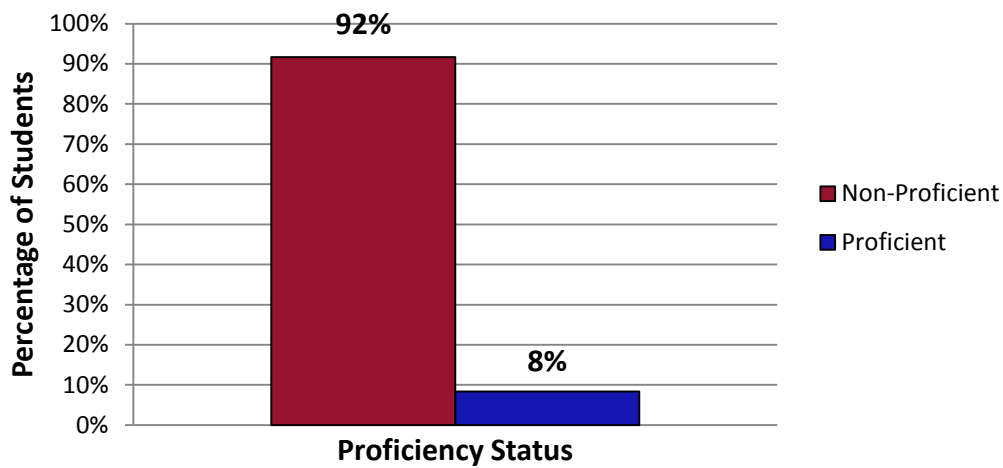
I. Enrollment:

	All Students	Students with Disabilities	English Learners
Female	**	**	**
Male	**	**	**
Total	12	**	**

II. Achievement Data:

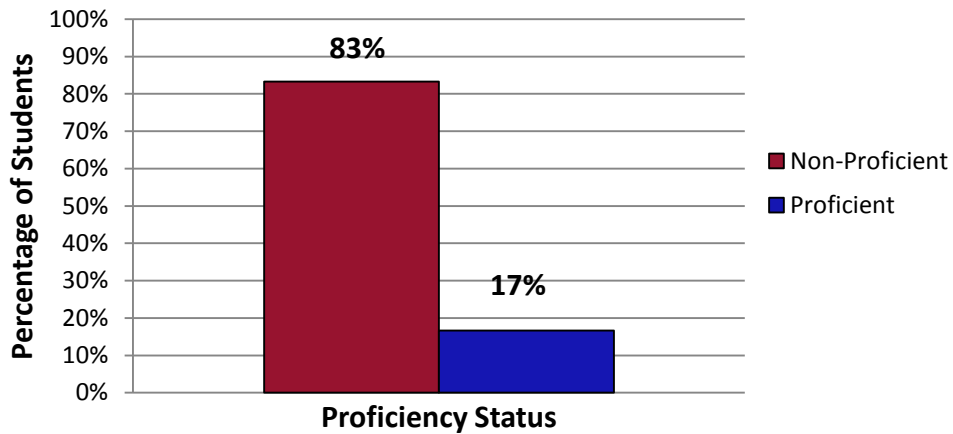
English /Language Arts Academic Performance						
	Number of Students Tested	Participation Rate	Did Not Yet Met	Partially Met Expectations	Approaches	Met + Exceeded Expectations
All Students	12	100%	50%	42%	0%	8%
Female	**	**	**	**	**	**
Male	**	**	**	**	**	**
American Indian	12	100%	50%	42%	0%	8%
Students with Disabilities	**	**	**	**	**	**
English Learners	**	**	**	**	**	**
Economic Disadvantaged	12	100%	50%	42%	0%	8%

English/Language Arts Spring 2016

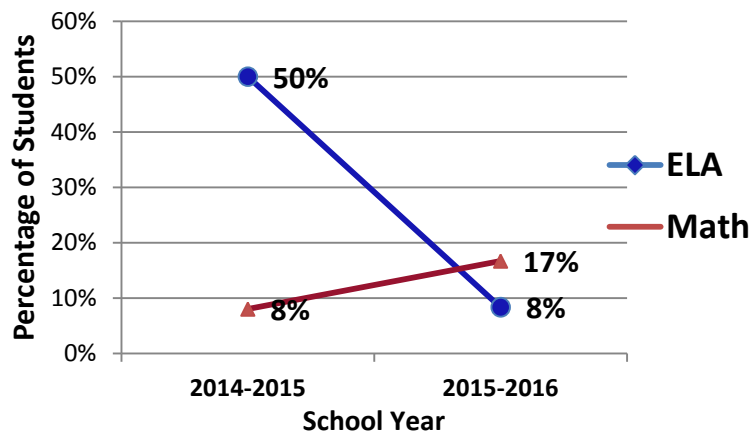


Mathematics Academic Performance						
	Number of Students Tested	Participation Rate	Did Not Yet Met	Partially Met Expectations	Approaches	Met + Exceeded Expectations
All Students	12	100%	33%	33%	17%	17%
Female	**	**	**	**	**	**
Male	**	**	**	**	**	**
American Indian	12	100%	33%	33%	17%	17%
Students with Disabilities	**	**	**	**	**	**
English Learners	**	**	**	**	**	**
Economic Disadvantaged	12	100%	33%	33%	17%	17%

Mathematics Spring 2016



Two-Year Trend Proficiency



** ≤ 10 students

Achievement profile represents grades: 3-4

New Mexico State Assessment = Partnership for Assessment of Readiness for College and Careers (PARCC).

● Bureau Operated School