

**U.S. Bureau of Indian Education
Annual School Report Card: Aneth Community School
School Year 2015-2016**

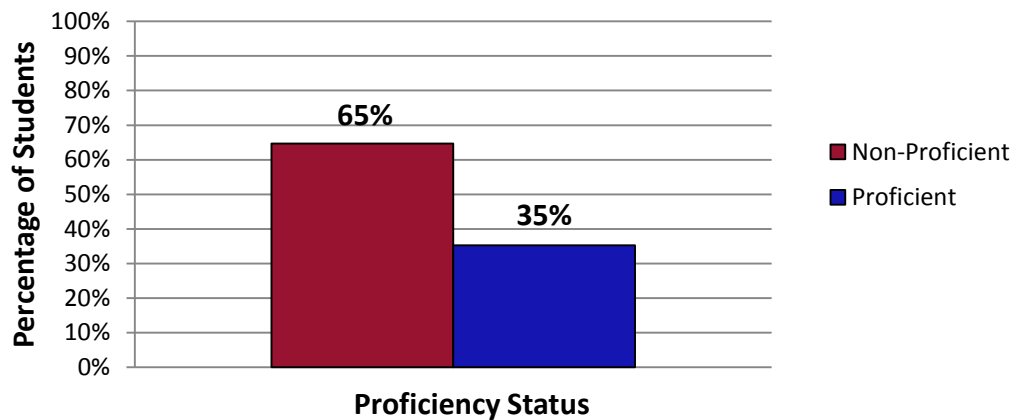
I. Enrollment:

	All Students	Students with Disabilities	English Learners
Female	41	**	18
Male	45	12	29
Total	86	15	47

II. Achievement Data:

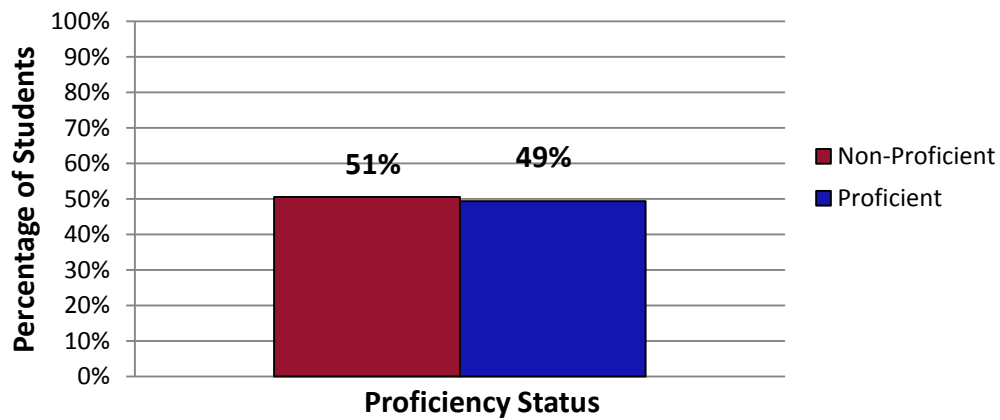
	English /Language Arts Academic Performance					
	Number of Students Tested	Participation Rate	Below Proficient	Approaching Proficient	Proficient	Highly Proficient
All Students	85	99%	28%	36%	21%	14%
Female	41	100%	17%	24%	32%	27%
Male	44	98%	39%	48%	11%	2%
American Indian	85	99%	28%	36%	21%	0%
Students with Disabilities	14	93%	50%	43%	7%	0%
English Learners	46	98%	30%	48%	13%	9%
Economic Disadvantaged	85	99%	28%	36%	21%	0%

English/Language Arts Spring 2016

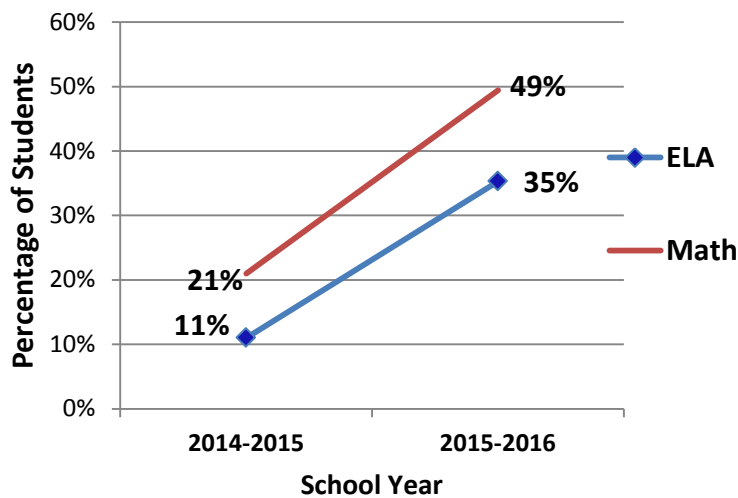


Mathematics Academic Performance						
	Number of Students Tested	Participation Rate	Below Proficient	Approaching Proficient	Proficient	Highly Proficient
All Students	85	99%	22%	28%	29%	20%
Female	40	98%	10%	28%	33%	30%
Male	45	100%	33%	29%	27%	11%
American Indian	85	99%	22%	28%	29%	0%
Students with Disabilities	15	100%	73%	20%	7%	0%
English Learners	47	100%	30%	32%	28%	11%
Economic Disadvantaged	85	99%	22%	28%	29%	0%

Mathematics Spring 2016



Two-Year Trend Proficiency



** ≤ 10 students

Achievement profile represents grades: 3-6

Utah State Assessment: Student Assessment of Growth and Excellence (SAGE).

● Bureau Operated School