



US Department of the Interior Bureau of Indian Education

Yakama Nation Tribal School 2019-2020 Report Card

About This School

Welcome to Yakama Nation Tribal School

School Improvement Designation

Comprehensive Support and Improvement

School Type

Tribally Controlled

School Accountability

[Documentation Link](#)

Enrollment



156

Number of students enrolled during the School Year

[View Details >](#)

Attendance



85.06%

The percentage of a school or group's overall student population that are present in school on any given day or period

[View Details >](#)

Graduation Rates



68.3%

The four-year graduation rate represents who received a regular diploma in four years or less, from the time in which they entered ninth grade

[View Details >](#)

English Language Arts



Section Not Included

Mathematics



Section Not Included

Science



Section Not Included

English Learners



Section Not Included

Educator Qualifications



Section Not Included

Per Pupil Expenditure



No data available

Yakama Nation Tribal School 2019-2020 Report Card

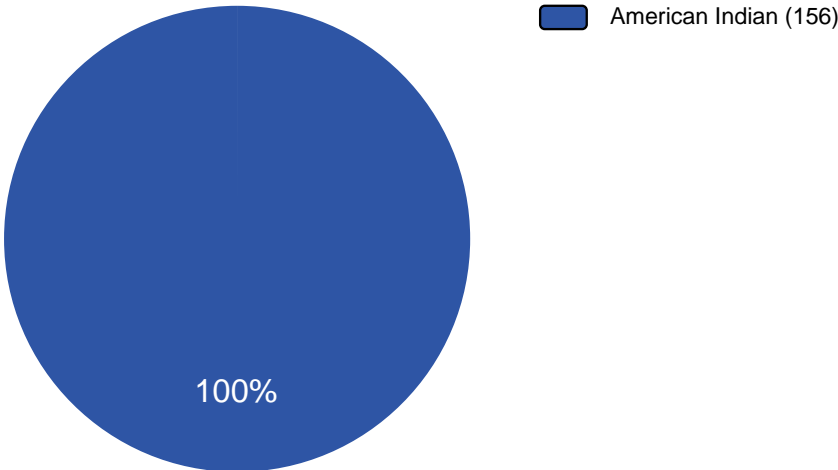


Enrollment

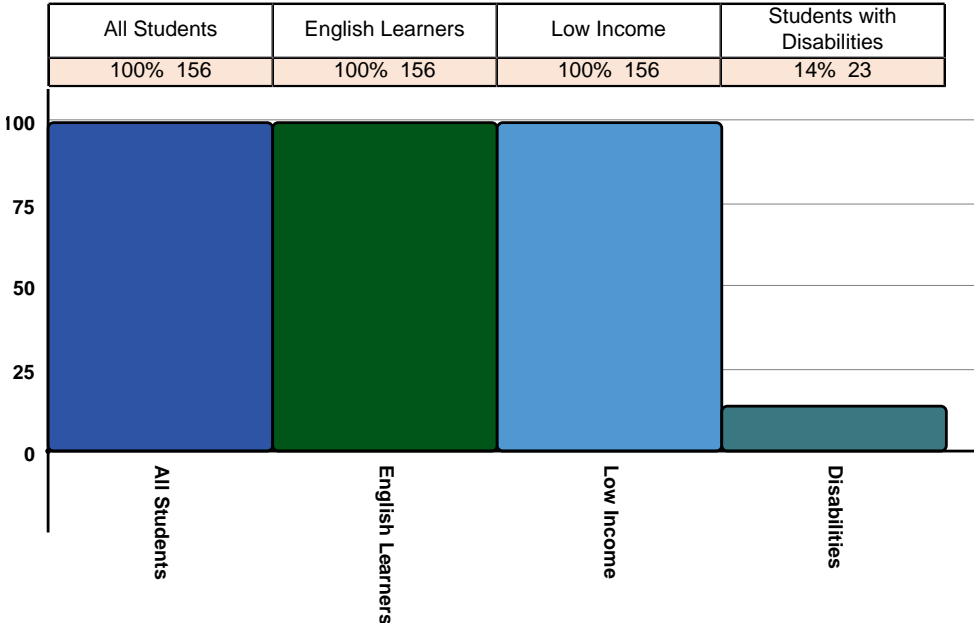
156

Number of students enrolled during the School Year

Enrollment by Race/Ethnicity




Enrollment by Other Characteristics



Yakama Nation Tribal School 2019-2020 Report Card

Enrollment by Residence



A snapshot of enrollment in the Bureau of Indian Education is collected every year on the first business day in October. The student count is the main base of funding for the Bureau of Indian Education, based on Title 14 of the Bureau of Education Code, and includes varied levels of funding based on educational needs. This count does not include students who enrolled after October 1st. It is also independent of the ISEP count which is the last Friday of October.

Yakama Nation Tribal School 2019-2020 Report Card




Attendance

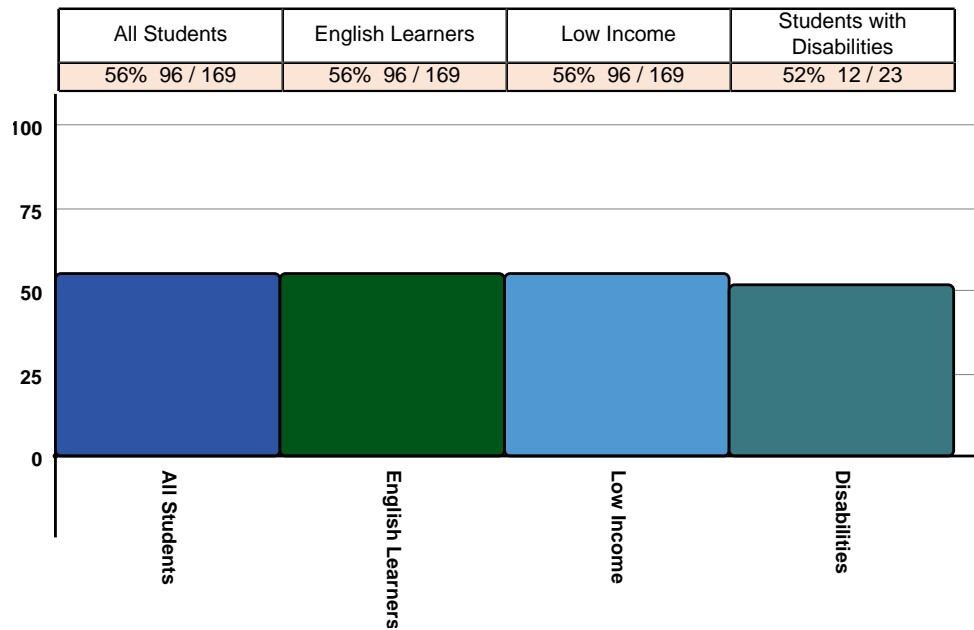
85.06%

The percentage of a school or group's overall student population that are present in school on any given day or period

On Track Attendance by Race/Ethnicity

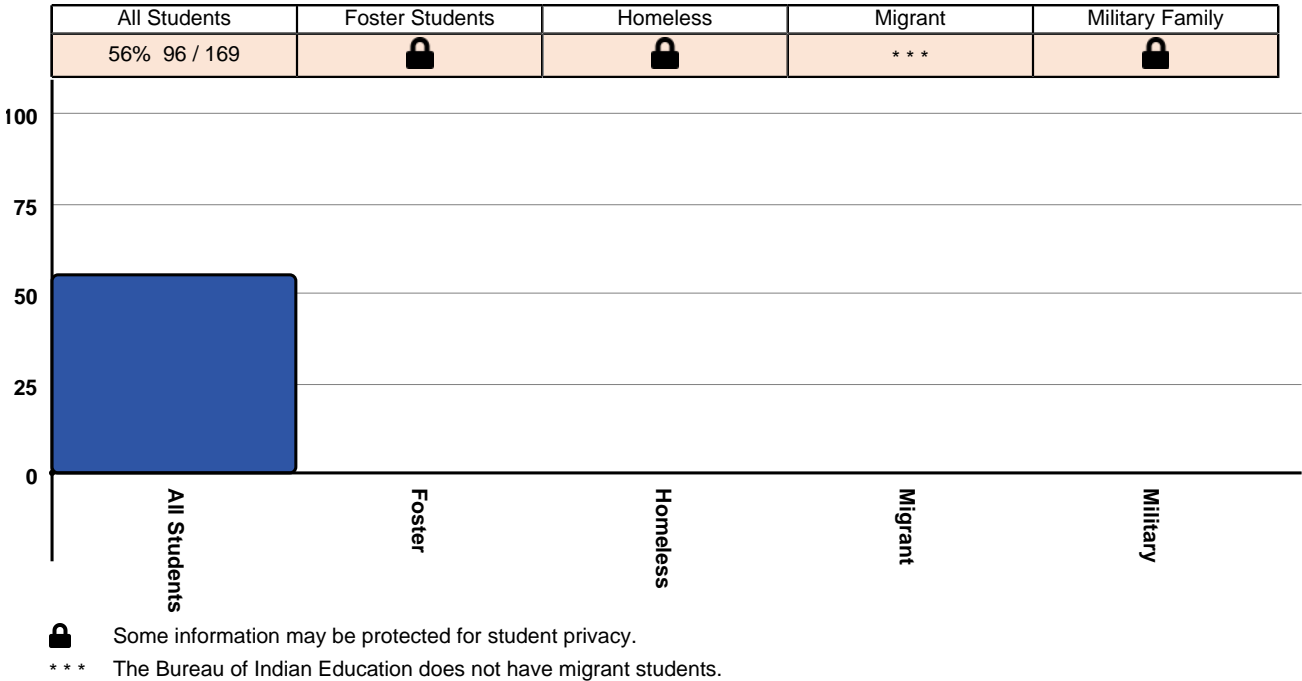


On Track Attendance by Other Characteristics



Yakama Nation Tribal School 2019-2020 Report Card

On Track Attendance by Residence



On-track attendance shares the percentage of students who are not chronically absent. Students must be present and ready to learn to succeed academically. Chronically absent students are those students who are absent for any reason (excused or unexcused), such as illness or out-of-school suspension, for 10% or more of a school's total school time between October 1 and May 31. School Year is represented by the last year of the school year. For example, the 2020-2021 school year is shown as 2021

Yakama Nation Tribal School 2019-2020 Report Card

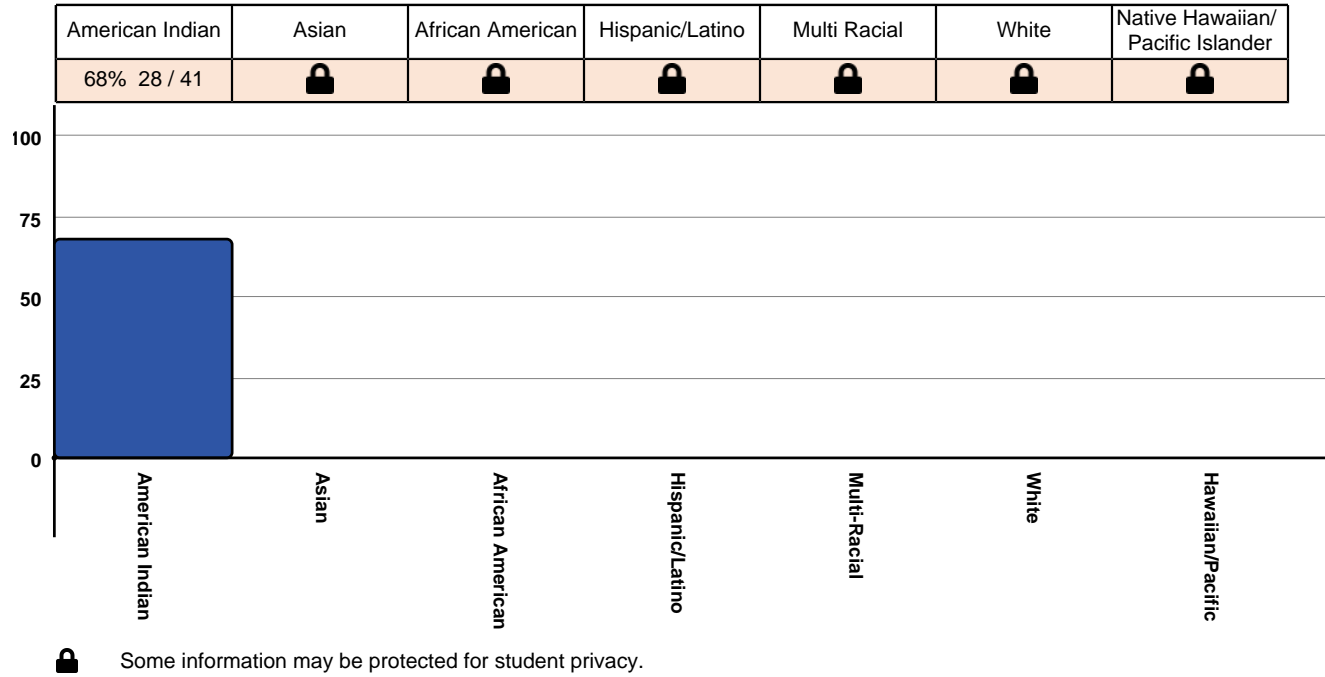


Graduation Rates

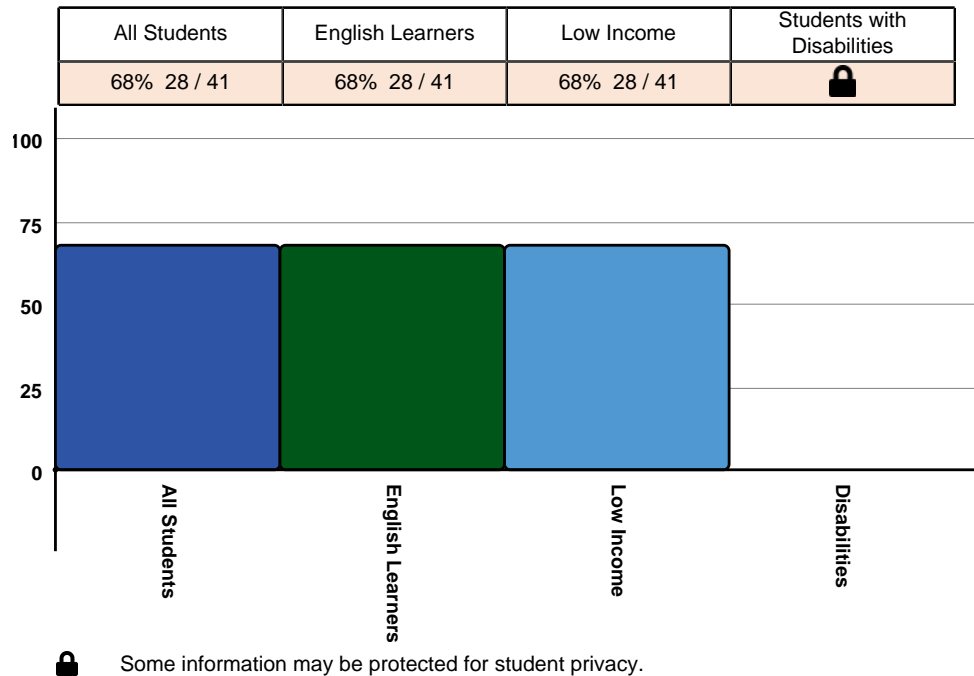
68.3%

The four-year graduation rate represents who received a regular diploma in four years or less, from the time in which they entered ninth grade

Graduation Rate by Race/Ethnicity

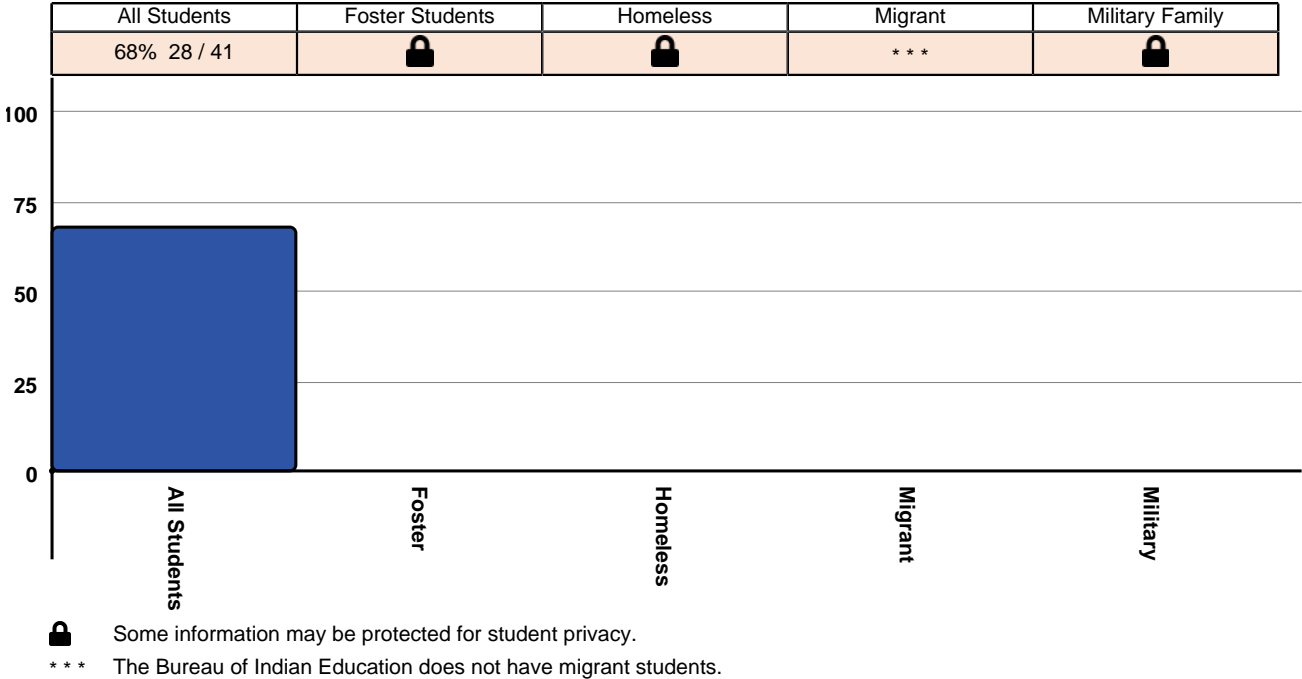


Graduation Rate by Other Characteristics



Yakama Nation Tribal School 2019-2020 Report Card

Graduation Rate by Residence



Graduation rates represent the percentage of students who graduated high school with a regular diploma. Graduation rates are calculated as prescribed by the National Center for Education Statistics (NCES), which provides data to the federal reporting system. In accordance with NCES requirements, the Bureau of Indian Education uses the 4k-year adjusted cohort graduation rate which is defined as the number of first-time 9th grades who graduate with a regular high school diploma in 4 years. Graduation rates do not include students who earn alternate diplomas or certificates.