

**U.S. Bureau of Indian Education
Annual School Report Card: T'siya Day School
School Year 2015-2016**

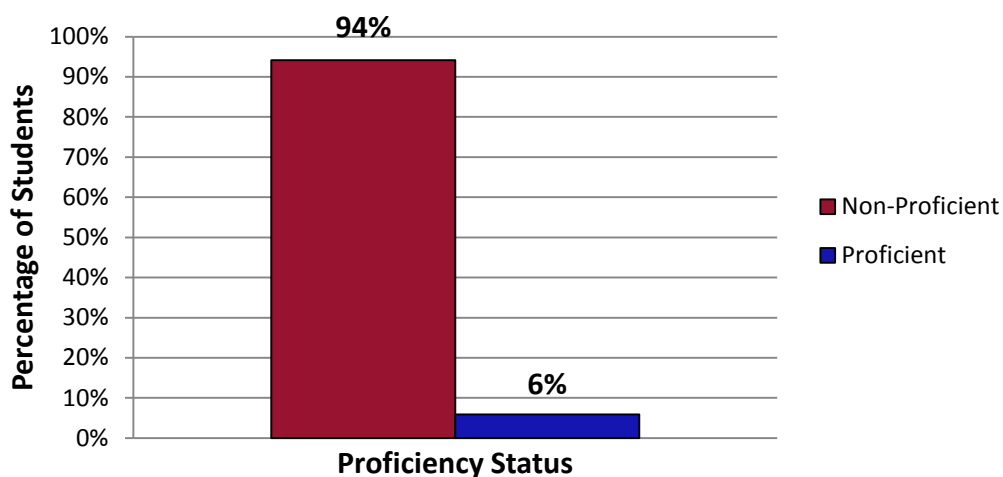
I. Enrollment:

| | All Students | Students with Disabilities | English Learners |
|--------|--------------|----------------------------|------------------|
| Female | 19 | ** | 17 |
| Male | 15 | ** | 15 |
| Total | 34 | ** | 32 |

II. Achievement Data:

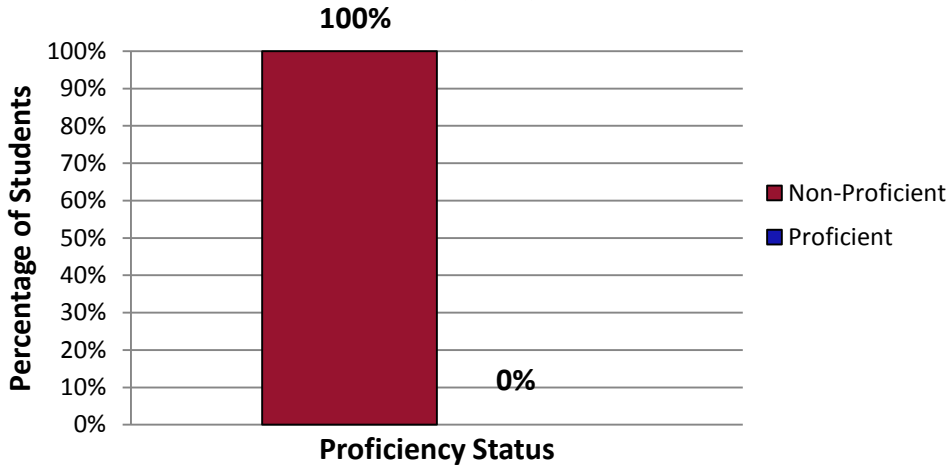
| English /Language Arts Academic Performance | | | | | | |
|---|---------------------------|--------------------|-----------------|----------------------------|------------|-----------------------------|
| | Number of Students Tested | Participation Rate | Did Not Yet Met | Partially Met Expectations | Approaches | Met + Exceeded Expectations |
| All Students | 34 | 100% | 26% | 35% | 32% | 6% |
| Female | 19 | 100% | 26% | 32% | 37% | 5% |
| Male | 15 | 100% | 27% | 40% | 27% | 7% |
| American Indian | 34 | 100% | 26% | 35% | 32% | 6% |
| Students with Disabilities | ** | ** | ** | ** | ** | ** |
| English Learners | 32 | 100% | 28% | 34% | 31% | 6% |
| Economic Disadvantaged | 34 | 100% | 26% | 35% | 32% | 6% |

English/Language Arts Spring 2016

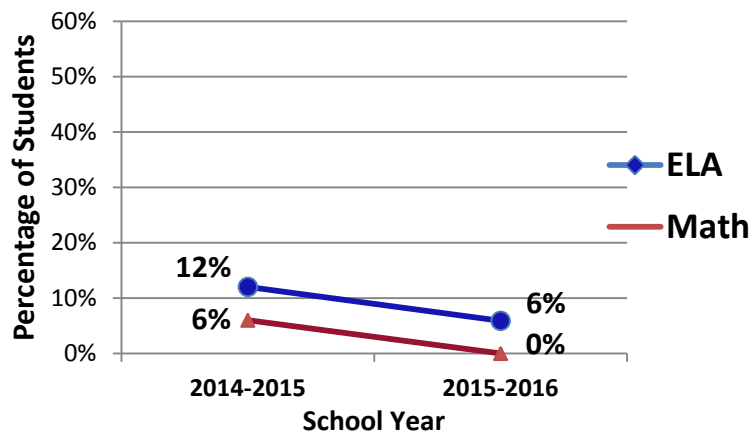


| Mathematics Academic Performance | | | | | | |
|----------------------------------|---------------------------|--------------------|-----------------|----------------------------|------------|-----------------------------|
| | Number of Students Tested | Participation Rate | Did Not Yet Met | Partially Met Expectations | Approaches | Met + Exceeded Expectations |
| All Students | 34 | 100% | 15% | 38% | 47% | 0% |
| Female | 19 | 100% | 16% | 42% | 42% | 0% |
| Male | 15 | 100% | 13% | 33% | 53% | 0% |
| American Indian | 34 | 100% | 15% | 38% | 47% | 0% |
| Students with Disabilities | ** | ** | ** | ** | ** | ** |
| English Learners | 32 | 100% | 16% | 34% | 50% | 0% |
| Economic Disadvantaged | 34 | 100% | 15% | 38% | 47% | 0% |

Mathematics Spring 2016



Two-Year Trend Proficiency



** ≤ 10 students

Achievement profile represents grades: 3-6

New Mexico State Assessment = Partnership for Assessment of Readiness for College and Careers (PARCC).

● Bureau Operated School