

**U.S. Bureau of Indian Education  
Annual School Report Card: Tohono O'odham High School  
School Year 2015-2016**

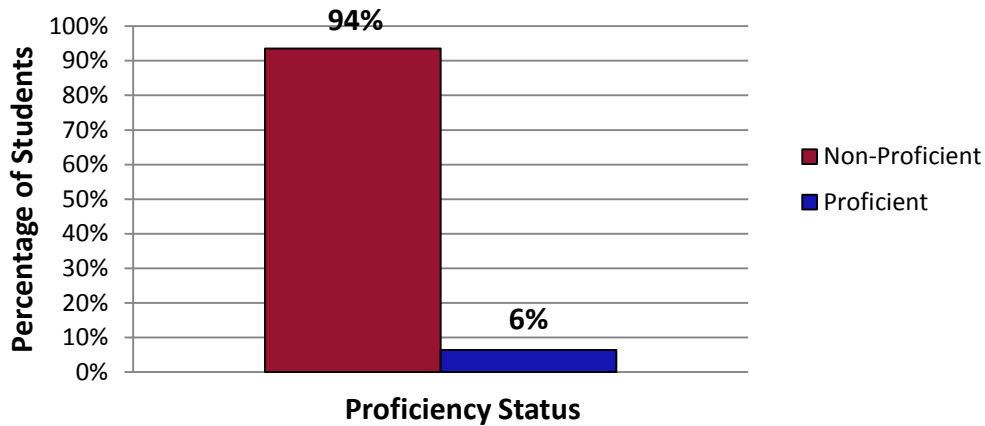
**I. Enrollment:**

	All Students	Students with Disabilities	English Learners
Female	**	**	**
Male	**	**	**
Total	**	**	**

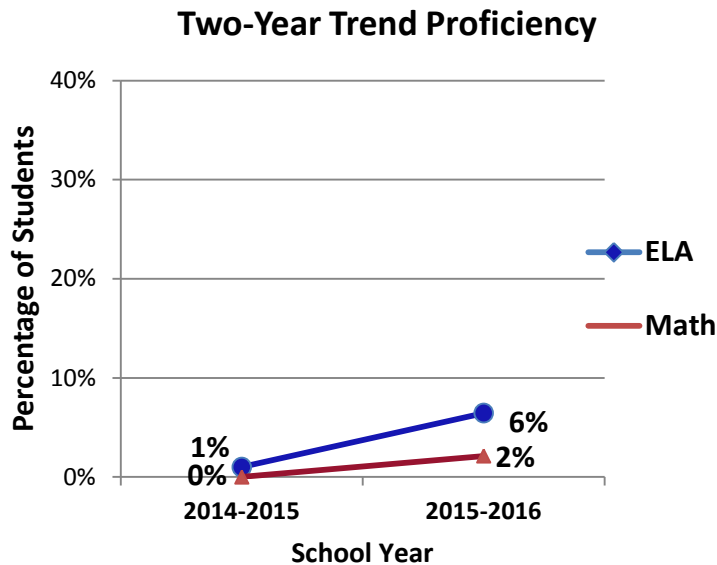
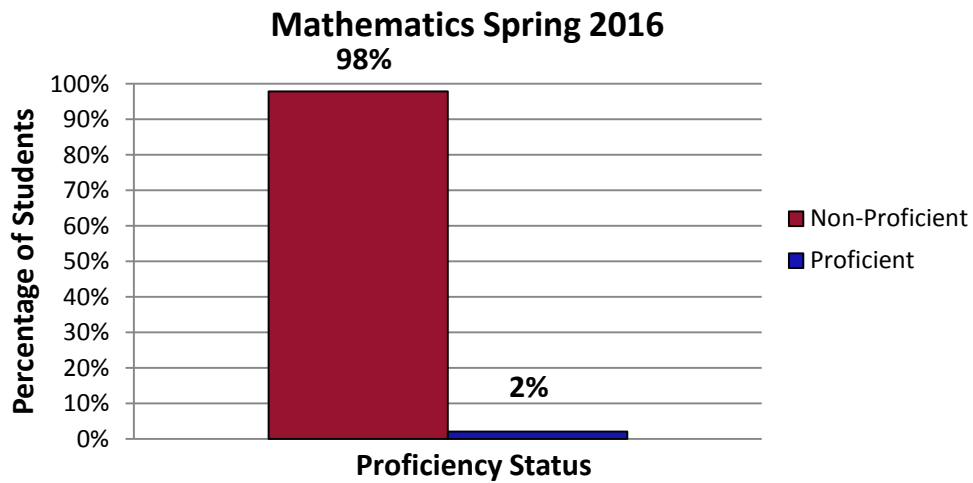
**II. Achievement Data:**

	English /Language Arts Academic Performance					
	Number of Students Tested	Participation Rate	Minimally Proficient	Partially Proficient	Proficient	Highly Proficient
All Students	62	100%	82%	11%	6%	0%
Female	27	100%	78%	15%	7%	0%
Male	35	100%	86%	9%	6%	0%
American Indian	62	100%	82%	11%	6%	0%
Students with Disabilities	25	96%	96%	4%	0%	0%
English Learners	**	**	**	**	**	**
Economic Disadvantaged	62	100%	82%	11%	6%	0%

**English/Language Arts Spring 2016**



Mathematics Academic Performance						
	Number of Students Tested	Participation Rate	Minimally Proficient	Partially Proficient	Proficient	Highly Proficient
All Students	94	100%	85%	13%	2%	0%
Female	42	100%	86%	12%	2%	0%
Male	52	100%	85%	13%	2%	0%
American Indian	94	100%	85%	13%	2%	0%
Students with Disabilities	31	97%	97%	3%	0%	0%
English Learners	**	**	**	**	**	**
Economic Disadvantaged	94	100%	85%	13%	2%	0%



\*\* ≤ 10 students

Achievement profile represents grades: 9-12

Arizona State Assessment: Arizona's Measurement of Educational Readiness to Inform Teaching (AZMERIT) .

● Bureau Operated School