

**U.S. Bureau of Indian Education
Annual School Report Card: John F. Kennedy Day School
School Year 2015-2016**

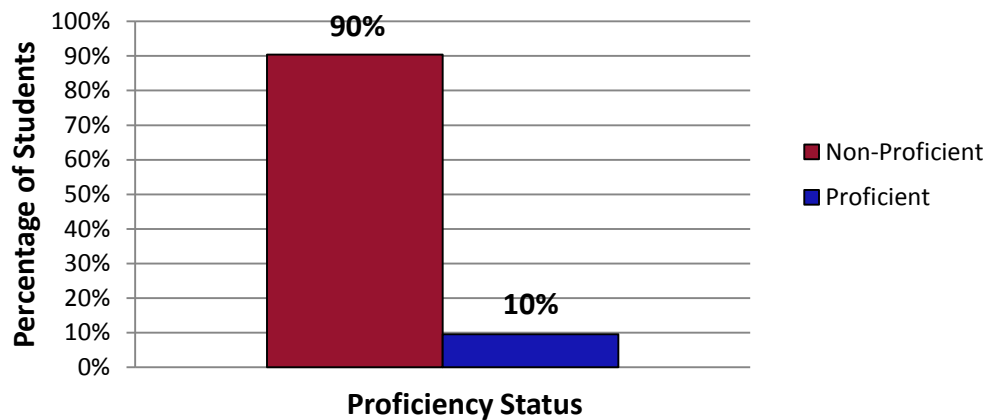
I. Enrollment:

	All Students	Students with Disabilities	English Learners
Female	71	13	26
Male	66	22	31
Total	137	35	57

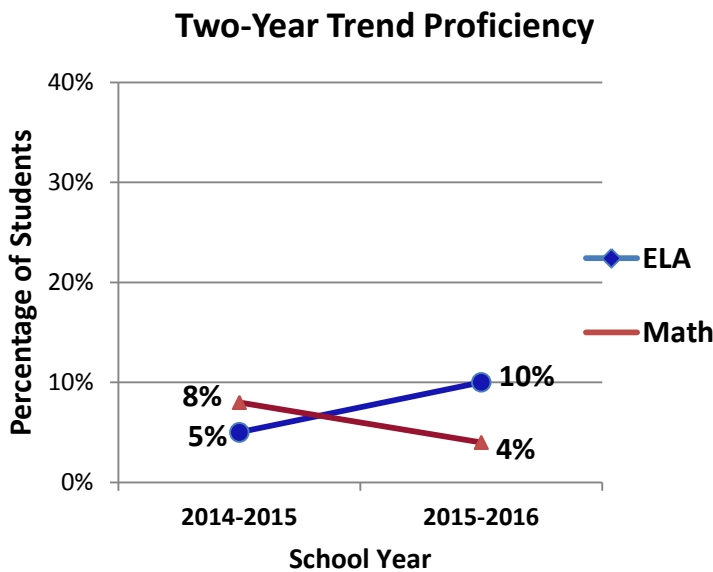
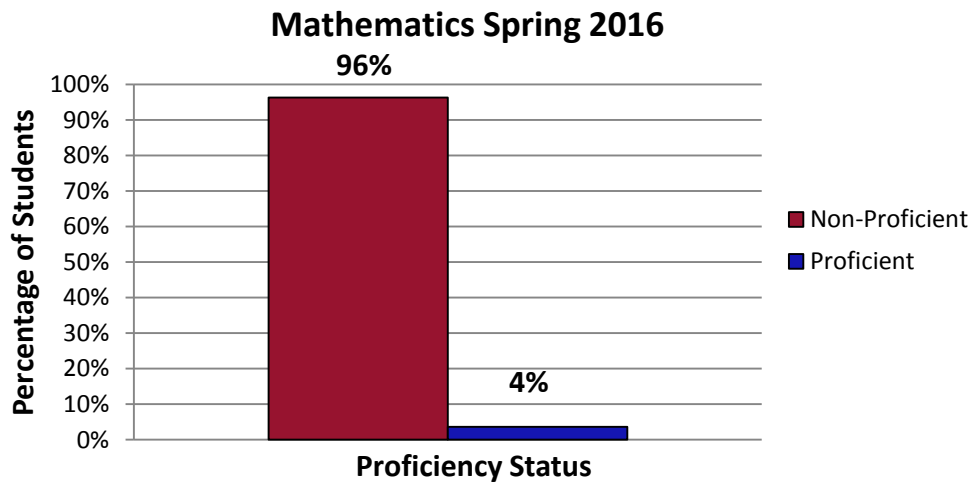
II. Achievement Data:

	English /Language Arts Academic Performance					
	Number of Students Tested	Participation Rate	Minimally Proficient	Partially Proficient	Proficient	Highly Proficient
All Students	136	99%	71%	20%	10%	0%
Female	70	99%	69%	20%	11%	0%
Male	66	100%	73%	20%	8%	0%
American Indian	136	99%	71%	20%	10%	0%
Students with Disabilities	34	97%	88%	3%	9%	0%
English Learners	56	98%	88%	11%	2%	0%
Economic Disadvantaged	136	99%	71%	20%	10%	0%

English/Language Arts Spring 2016



Mathematics Academic Performance						
	Number of Students Tested	Participation Rate	Minimally Proficient	Partially Proficient	Proficient	Highly Proficient
All Students	136	99%	70%	26%	4%	0%
Female	70	99%	71%	26%	3%	0%
Male	66	100%	68%	27%	5%	0%
American Indian	136	99%	70%	26%	4%	0%
Students with Disabilities	35	100%	89%	11%	0%	0%
English Learners	57	100%	95%	5%	0%	0%
Economic Disadvantaged	136	99%	70%	26%	4%	0%



** ≤ 10 students

Achievement profile represents grades: 3-8

Arizona State Assessment: Arizona's Measurement of Educational Readiness to Inform Teaching (AZMERIT) .

● Bureau Operated School