

**U.S. Bureau of Indian Education
Annual School Report Card: First Mesa Elementary School
School Year 2015-2016**

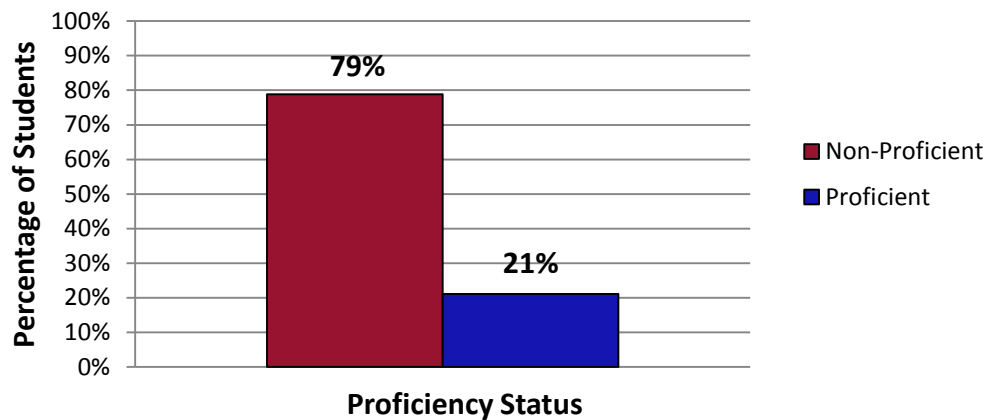
I. Enrollment:

	All Students	Students with Disabilities	English Learners
Female	40	**	**
Male	32	**	**
Total	72	16	**

II. Achievement Data:

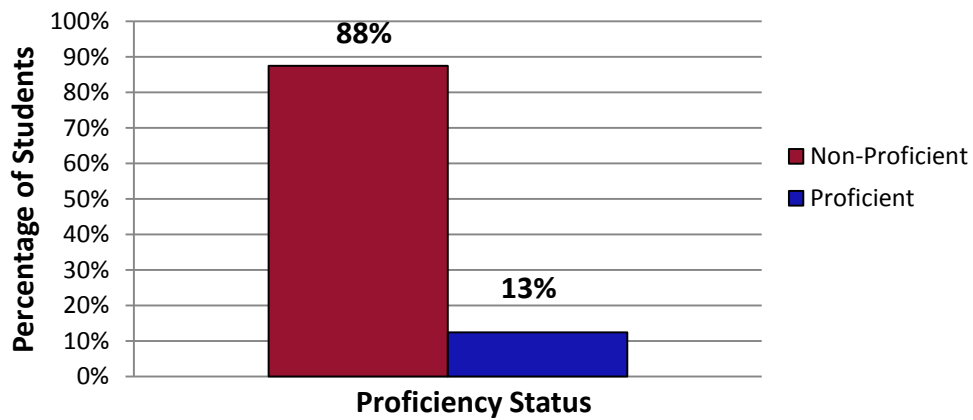
	English /Language Arts Academic Performance					
	Number of Students Tested	Participation Rate	Minimally Proficient	Partially Proficient	Proficient	Highly Proficient
All Students	71	99%	63%	15%	18%	3%
Female	40	100%	63%	15%	20%	3%
Male	31	97%	65%	16%	16%	3%
American Indian	71	99%	63%	15%	18%	3%
Students with Disabilities	15	94%	93%	7%	0%	0%
English Learners	**	**	**	**	**	**
Economic Disadvantaged	71	99%	63%	15%	18%	3%

English/Language Arts Spring 2016

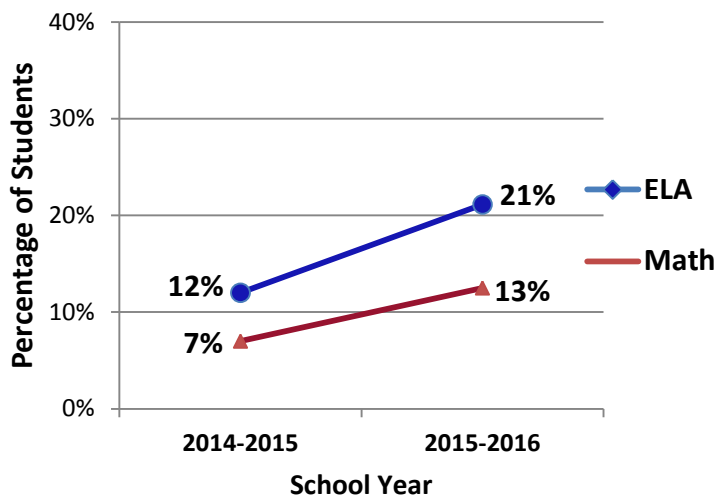


Mathematics Academic Performance						
	Number of Students Tested	Participation Rate	Minimally Proficient	Partially Proficient	Proficient	Highly Proficient
All Students	72	100%	54%	33%	13%	0%
Female	40	100%	60%	30%	10%	0%
Male	32	100%	47%	38%	16%	0%
American Indian	72	100%	54%	33%	13%	0%
Students with Disabilities	16	100%	100%	0%	0%	0%
English Learners	**	**	**	**	**	**
Economic Disadvantaged	72	100%	54%	33%	13%	0%

Mathematics Spring 2016



Two-Year Trend Proficiency



** ≤ 10 students

Achievement profile represents grades: 3-6

Arizona State Assessment: Arizona's Measurement of Educational Readiness to Inform Teaching (AZMERIT) .

☉ Tribally Controlled School