

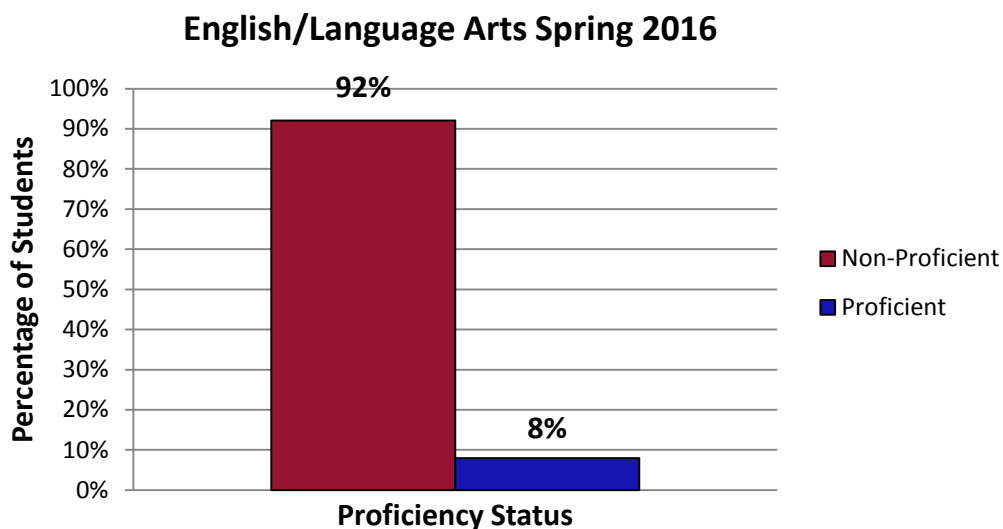
**U.S. Bureau of Indian Education
Annual School Report Card: Ch'ooshgai Community School
School Year 2015-2016**

I. Enrollment:

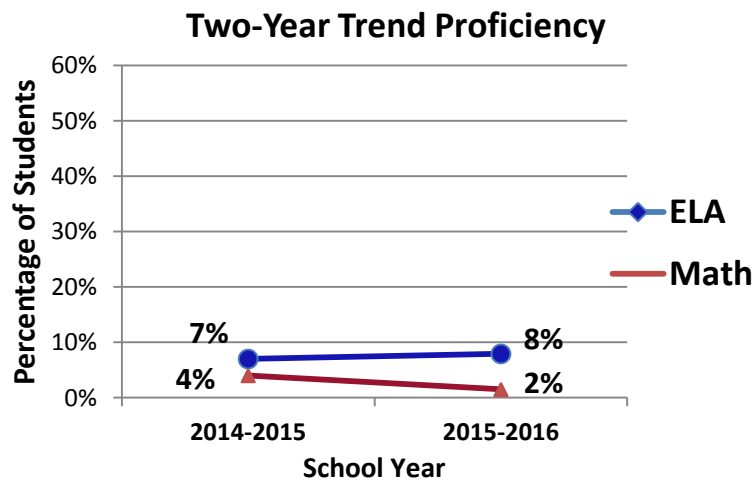
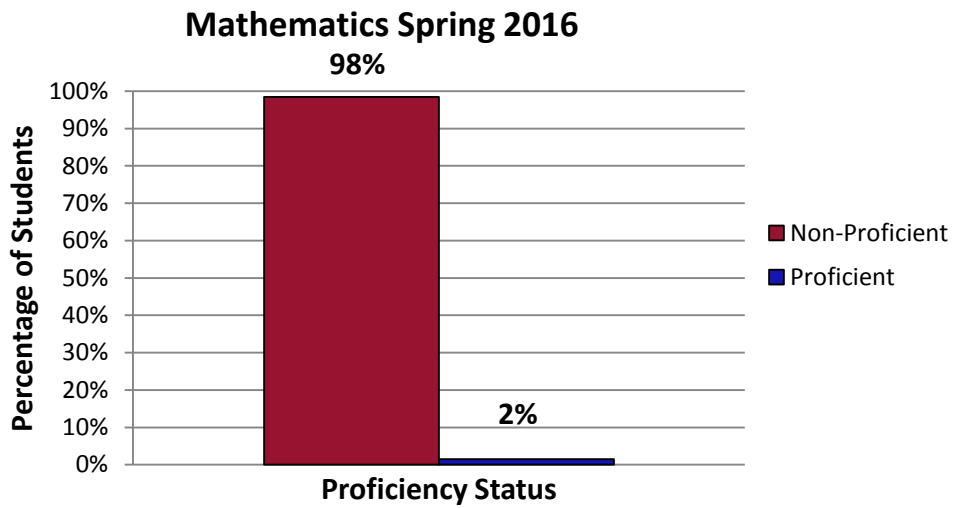
	All Students	Students with Disabilities	English Learners
Female	135	17	107
Male	132	37	103
Total	267	54	210

II. Achievement Data:

English /Language Arts Academic Performance						
	Number of Students Tested	Participation Rate	Did Not Yet Met	Partially Met Expectations	Approaches	Met + Exceeded Expectations
All Students	265	99%	37%	33%	22%	8%
Female	133	99%	25%	35%	29%	12%
Male	132	100%	50%	32%	14%	4%
American Indian	265	99%	37%	33%	22%	8%
Students with Disabilities	54	100%	74%	26%	0%	0%
English Learners	209	100%	41%	36%	18%	5%
Economic Disadvantaged	265	99%	37%	33%	22%	8%



Mathematics Academic Performance						
	Number of Students Tested	Participation Rate	Did Not Yet Met	Partially Met Expectations	Approaches	Met + Exceeded Expectations
All Students	266	100%	46%	38%	14%	2%
Female	134	99%	41%	40%	19%	1%
Male	132	100%	52%	37%	9%	2%
American Indian	266	100%	46%	38%	14%	2%
Students with Disabilities	54	100%	74%	24%	2%	0%
English Learners	209	100%	50%	38%	11%	1%
Economic Disadvantaged	266	100%	46%	38%	14%	2%



** ≤ 10 students

Achievement profile represents grades: 3-8

New Mexico State Assessment = Partnership for Assessment of Readiness for College and Careers (PARCC).

● Tribally Controlled School