

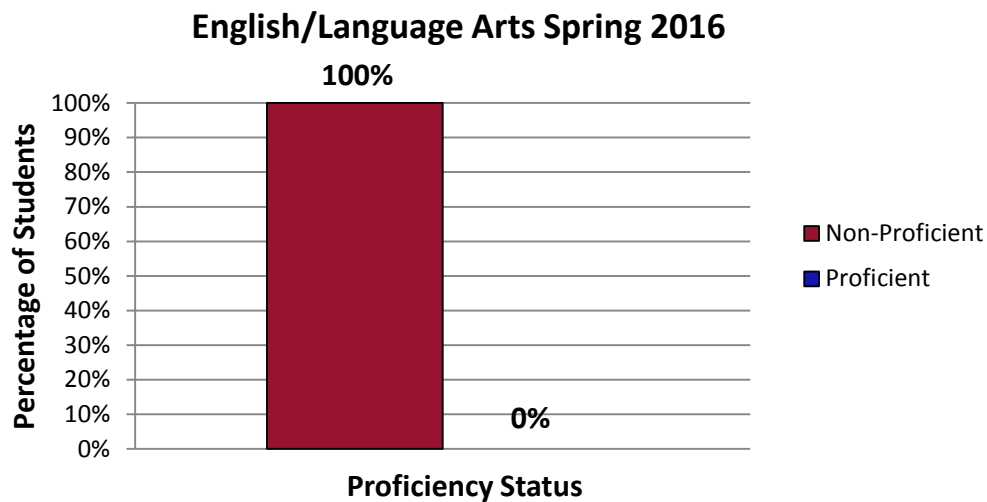
**U.S. Bureau of Indian Education  
Annual School Report Card: Black Mesa Community School  
School Year 2015-2016**

**I. Enrollment:**

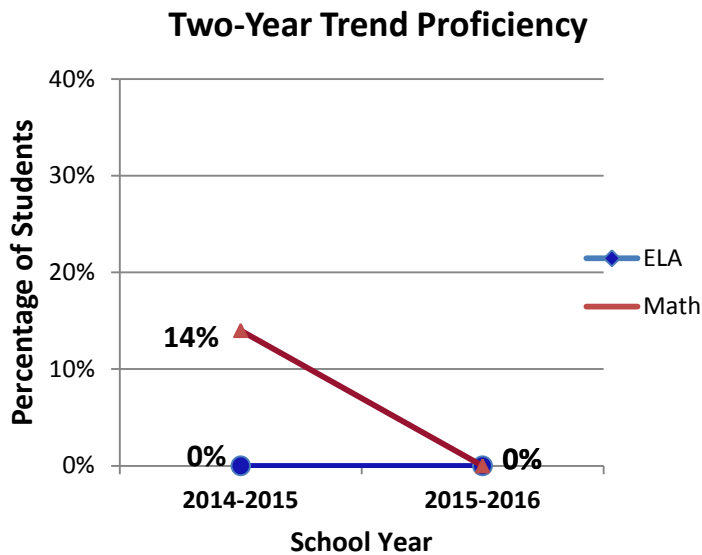
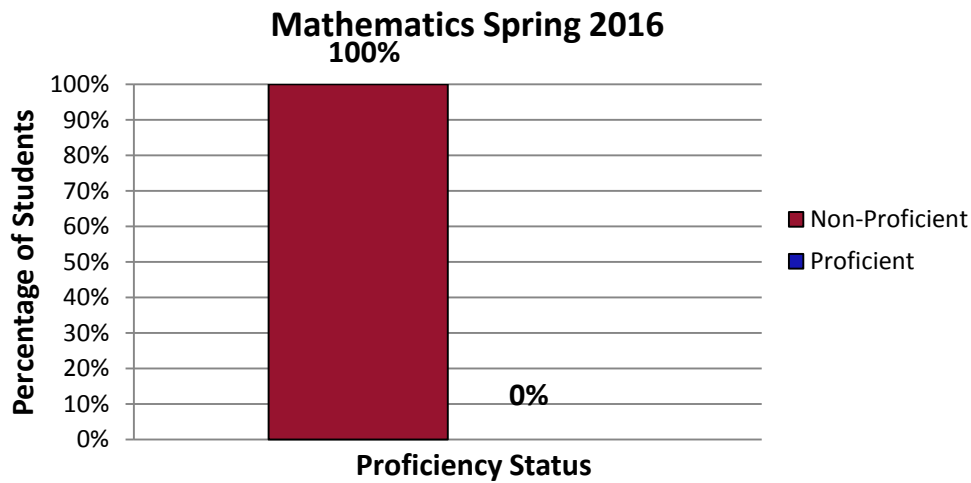
|        | All Students | Students with Disabilities | English Learners |
|--------|--------------|----------------------------|------------------|
| Female | 13           | **                         | **               |
| Male   | **           | **                         | **               |
| Total  | 23           | **                         | 15               |

**II. Achievement Data:**

|                            | English /Language Arts Academic Performance |                    |                 |                            |            |                             |
|----------------------------|---|--------------------|-----------------|----------------------------|------------|-----------------------------|
|                            | Number of Students Tested                   | Participation Rate | Did Not Yet Met | Partially Met Expectations | Approaches | Met + Exceeded Expectations |
| All Students               | 23  | 100%               | 52%             | 30%                        | 17%        | 0%                          |
| Female                     | 13  | 100%               | 54%             | 31%                        | 15%        | 0%                          |
| Male                       | **  | **                 | **              | **                         | **         | **                          |
| American Indian            | 23  | 100%               | 52%             | 30%                        | 17%        | 0%                          |
| Students with Disabilities | **  | **                 | **              | **                         | **         | **                          |
| English Learners           | 15  | 100%               | 73%             | 27%                        | 0%         | 0%                          |
| Economic Disadvantaged     | 23  | 100%               | 52%             | 30%                        | 17%        | 0%                          |



| Mathematics Academic Performance |                           |                    |                 |                            |            |                             |
|----------------------------------|---------------------------|--------------------|-----------------|----------------------------|------------|-----------------------------|
|                                  | Number of Students Tested | Participation Rate | Did Not Yet Met | Partially Met Expectations | Approaches | Met + Exceeded Expectations |
| All Students                     | 23                        | 100%               | 43%             | 35%                        | 22%        | 0%                          |
| Female                           | 13                        | 100%               | 38%             | 46%                        | 15%        | 0%                          |
| Male                             | **                        | **                 | **              | **                         | **         | **                          |
| American Indian                  | 23                        | 100%               | 43%             | 35%                        | 22%        | 0%                          |
| Students with Disabilities       | **                        | **                 | **              | **                         | **         | **                          |
| English Learners                 | 15                        | 100%               | 60%             | 27%                        | 13%        | 0%                          |
| Economic Disadvantaged           | 23                        | 100%               | 43%             | 35%                        | 22%        | 0%                          |



\*\* ≤ 10 students

Achievement profile represents grades: 3-8

Arizona Navajo Assessment = Partnership for Assessment of Readiness for College and Careers (PARCC).

● Tribally Controlled School