

**U.S. Bureau of Indian Education
Annual School Report Card: Atsa Biyaazh Community School
School Year 2015-2016**

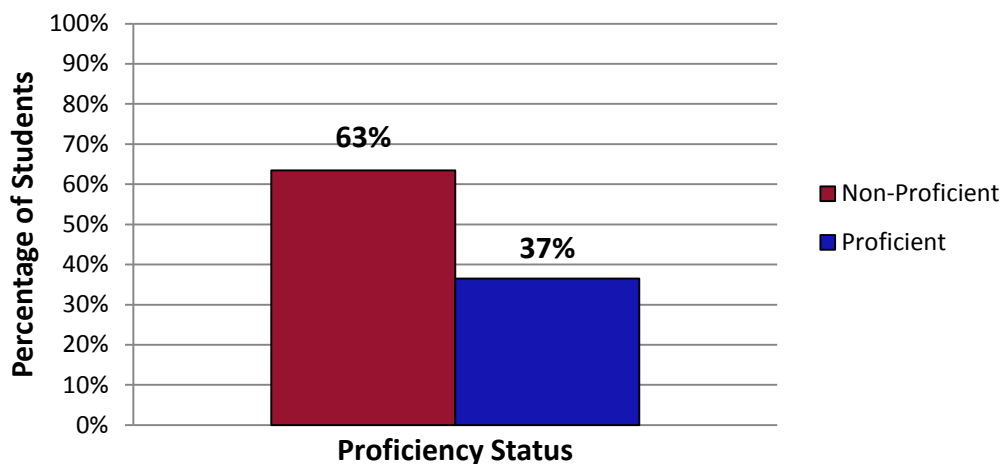
I. Enrollment:

	All Students	Students with Disabilities	English Learners
Female	65	**	**
Male	61	**	**
Total	126	**	**

II. Achievement Data:

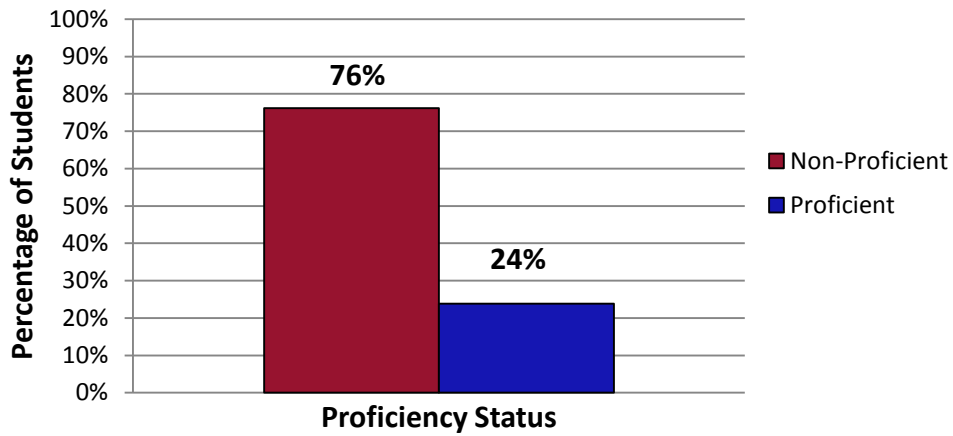
English /Language Arts Academic Performance						
	Number of Students Tested	Participation Rate	Did Not Yet Met	Partially Met Expectations	Approaches	Met + Exceeded Expectations
All Students	126	100%	7%	16%	40%	37%
Female	65	100%	3%	11%	48%	38%
Male	61	100%	11%	21%	33%	34%
American Indian	126	100%	7%	16%	40%	37%
Students with Disabilities	**	**	**	**	**	**
English Learners	**	**	**	**	**	**
Economic Disadvantaged	126	100%	7%	16%	40%	37%

English/Language Arts Spring 2016

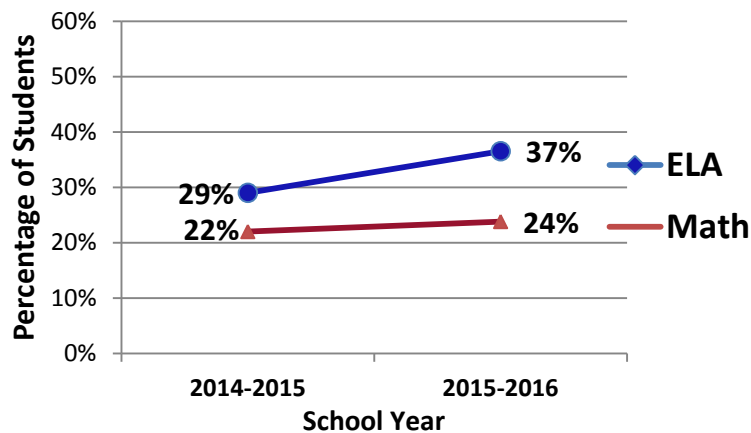


Mathematics Academic Performance						
	Number of Students Tested	Participation Rate	Did Not Yet Met	Partially Met Expectations	Approaches	Met + Exceeded Expectations
All Students	126	100%	4%	31%	41%	24%
Female	65	100%	3%	34%	37%	26%
Male	61	100%	5%	28%	46%	21%
American Indian	126	100%	4%	31%	41%	24%
Students with Disabilities	**	**	**	**	**	**
English Learners	**	**	**	**	**	**
Economic Disadvantaged	126	100%	4%	31%	41%	24%

Mathematics Spring 2016



Two-Year Trend Proficiency



** ≤ 10 students

Achievement profile represents grades: 3-6

New Mexico State Assessment = Partnership for Assessment of Readiness for College and Careers (PARCC).

● Tribally Controlled School